



District Assessment Plan - - measures achievement, informs curriculum decisions

The Assessment Plan is designed to ensure accountability. It uses multiple measurements to assess student achievement. The plan is reviewed annually.

Objectives for Testing Program:

- Assess student achievement on state standards and district outcomes
- Evaluate curriculum and instruction

Use of Test Results

- Develop focused instruction and interventions for increased student achievement
- Examine data for instructional planning
- Design and implement staff development programs to meet specific academic areas

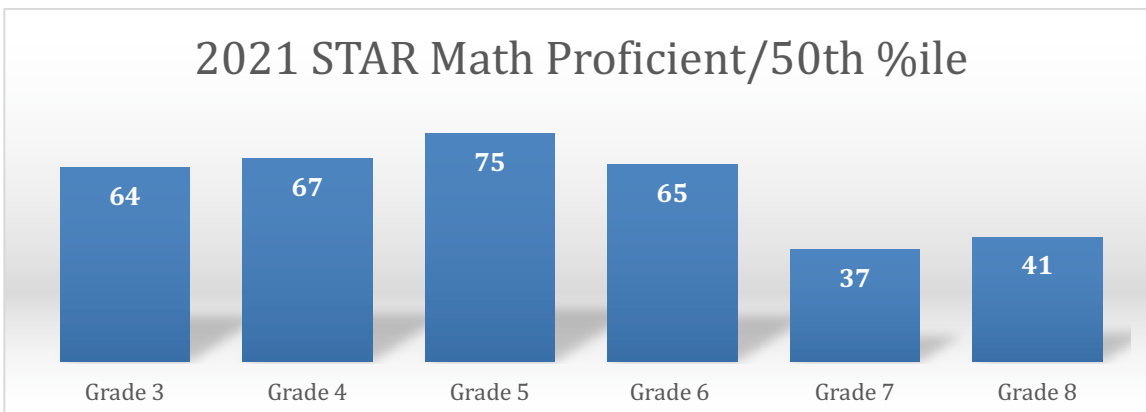
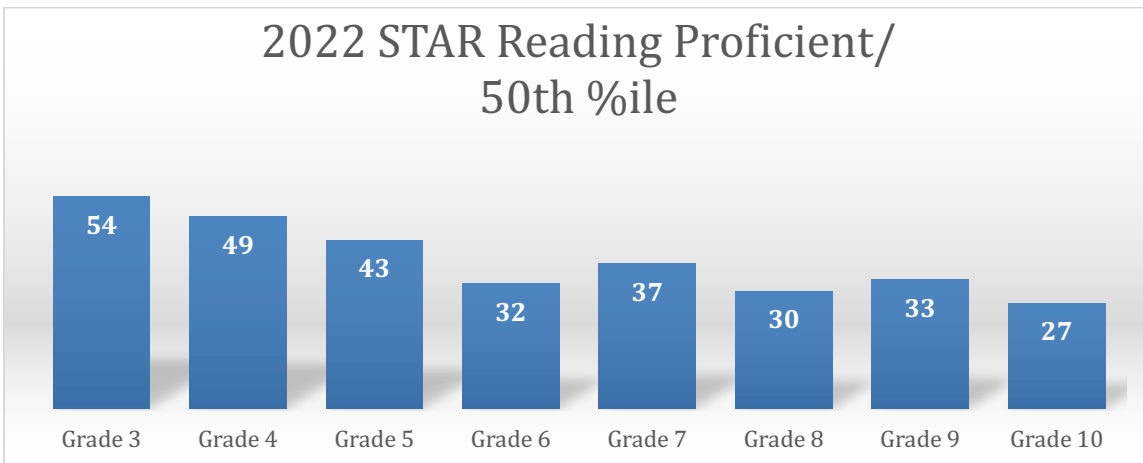
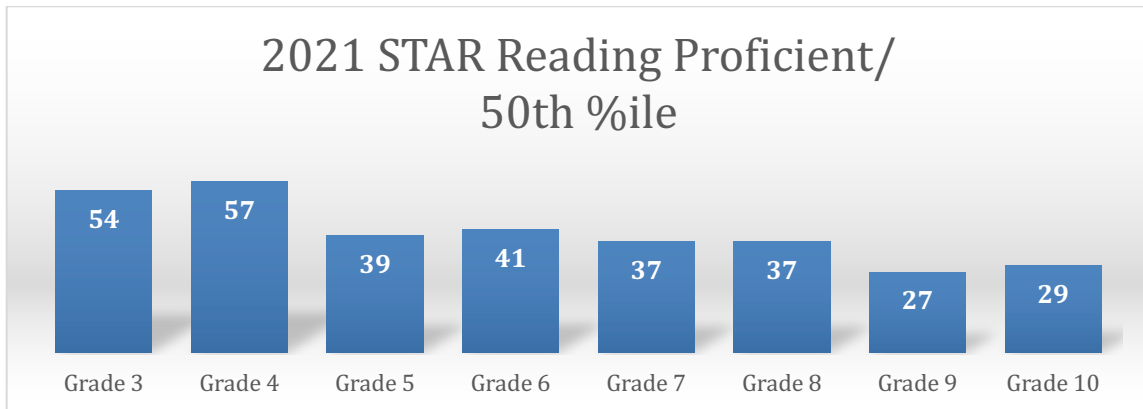
What are the tests and what do they measure?

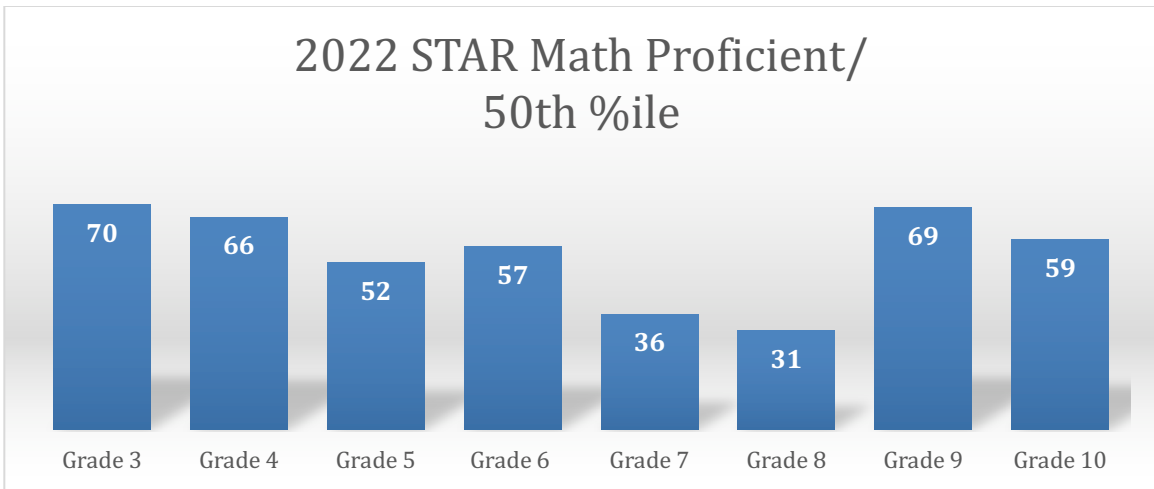
- The STAR assessment is a computer-based test that measures individual student performance and progress in English, language arts, math and science in relation to the MN State Academic Standards. These results and accompanying instructional tools are available during the school year to help staff make instructional decisions and set individual student goals. The STAR assessment is given in grades K-10.
- The Minnesota Comprehensive Assessment (MCA) evaluates student achievement on the high state standards in math, reading, and science.
- ACCESS is a reading, writing, listening and speaking assessment for English Learners (EL)
- ASVAB – Armed Services Vocational Aptitude Battery (ASVAB) is a multiple-aptitude battery that measures developed abilities and helps predict future academic and occupational success in the military. It is administered annually to more than one million military applicants, high school, and post-secondary students.
- PSAT/NMSQT- Preliminary Scholastic Aptitude Test/National Merit Scholarship measures student’s verbal and mathematical aptitude, to compete for national scholarships. Minnesota colleges will accept this test as the college admissions test
- ACT - American College Test (ACT) is recommended for students who are thinking of attending a four-year university or college. All registrations are handled through the high school counselor's office. ***ALL Grade 11 students will be given the opportunity to take the ACT as part of the assessments given by the MN Department of Education. It is required by the Department of Education to offer the ACT to students during the school day. It is NOT required that the student take the ACT on this day.***
- Additional teacher-created classroom assessments also serve an important function in measuring progress and achievement but are not included in this chart.

Student Growth

Renaissance Learning- STAR Test

STAR assessments are computer adaptive tests designed to give an accurate, reliable and valid data quickly in order for teachers to make good decisions about their instruction and to provide a quality intervention. STAR Reading and Math tests are given 3 times a year in the Fall, Winter and Spring. Teachers may choose to give the STAR tests in between the required benchmark times as well to help diagnose and problem solve students who may need more support.



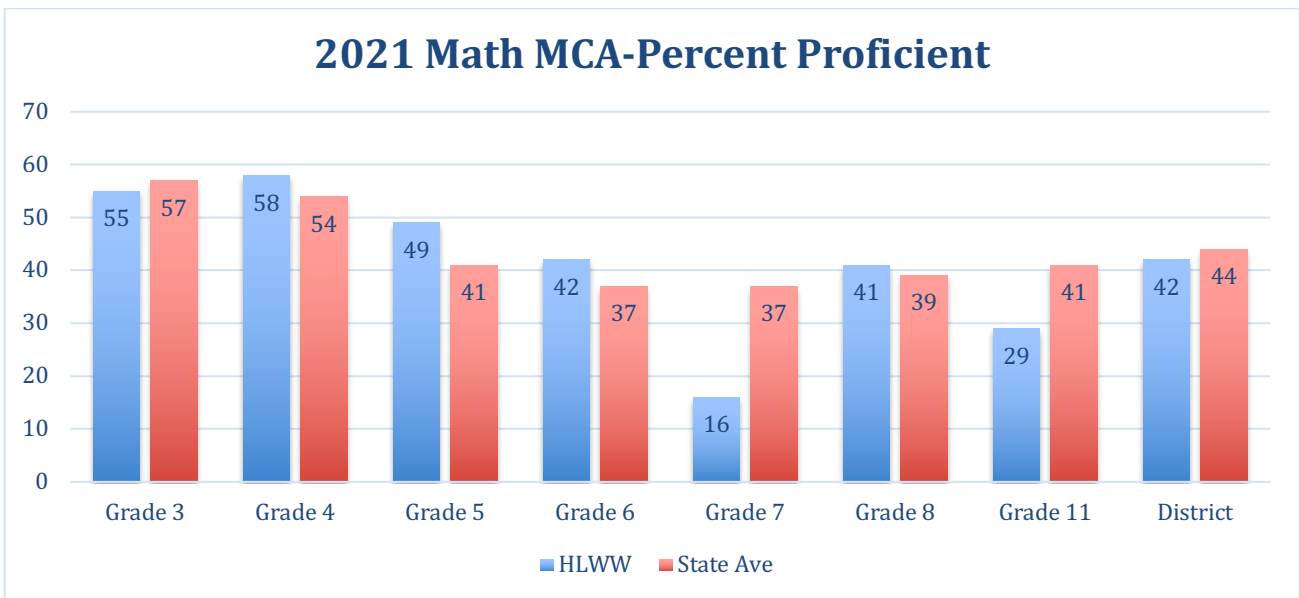


Minnesota Comprehensive Assessments (MCA)

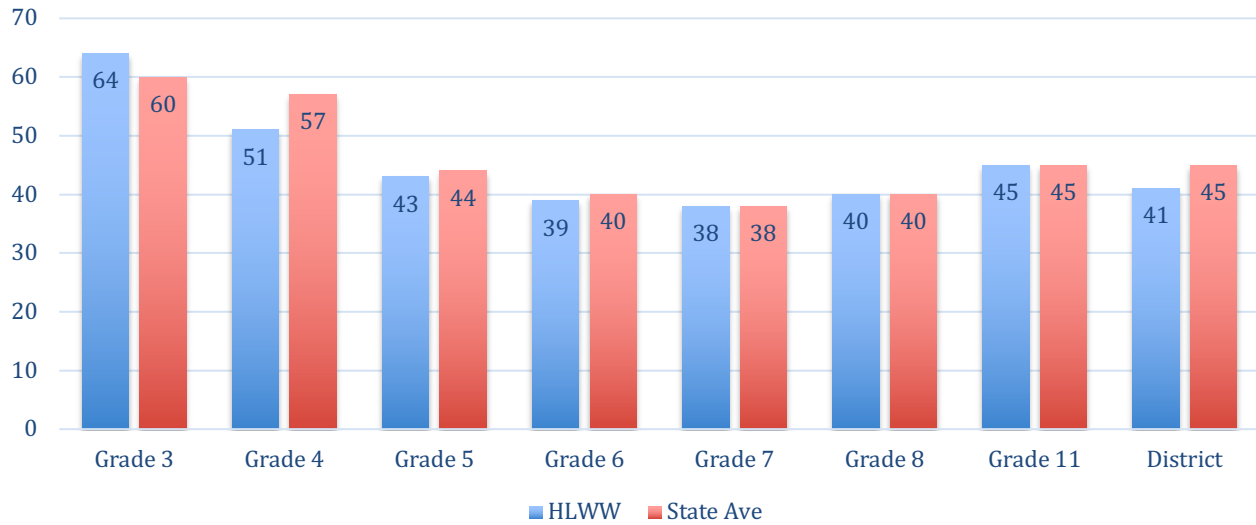
Student proficiency is measured by the Minnesota Comprehensive Assessment (MCA) tests, Minnesota’s state requirement for testing.

In the Spring, the Minnesota Comprehensive Assessments are given to all students in grades three – eighth, tenth and eleventh. The MCAs are designed to measure the effectiveness of existing school programs. These tests chart the progress of schools and districts over time, generate information for school improvements and school accountability and allow for comparison of schools and districts in Minnesota. Schools use these results to make curricular and instructional decisions for all students.

The results on the following pages highlight the percent of students who scored proficient on the MCA for grades 3-8. Please contact Kelli Westling, Testing Coordinator for additional information, 320-543-4680 or 320-543-4690.



2022 Math MCA-Percent Proficient



Achievement Gap Targets - Math

Special Education

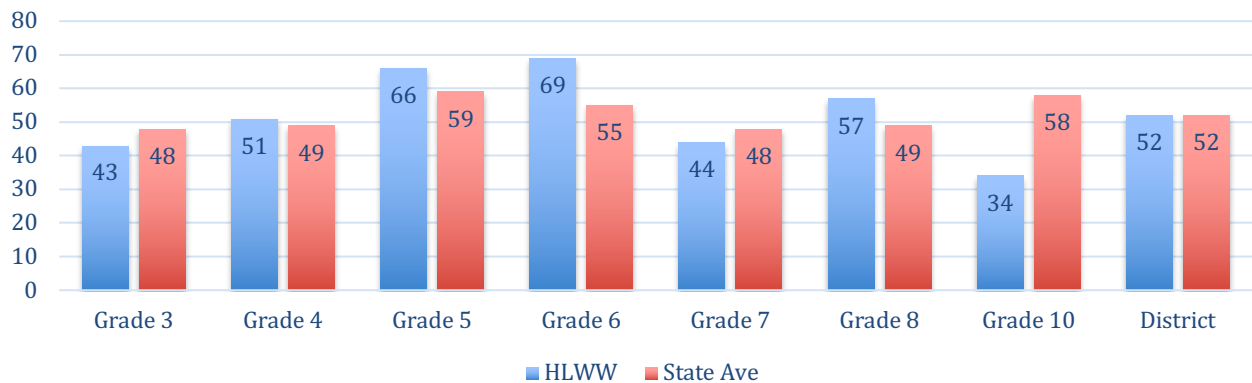
2021

6.8%

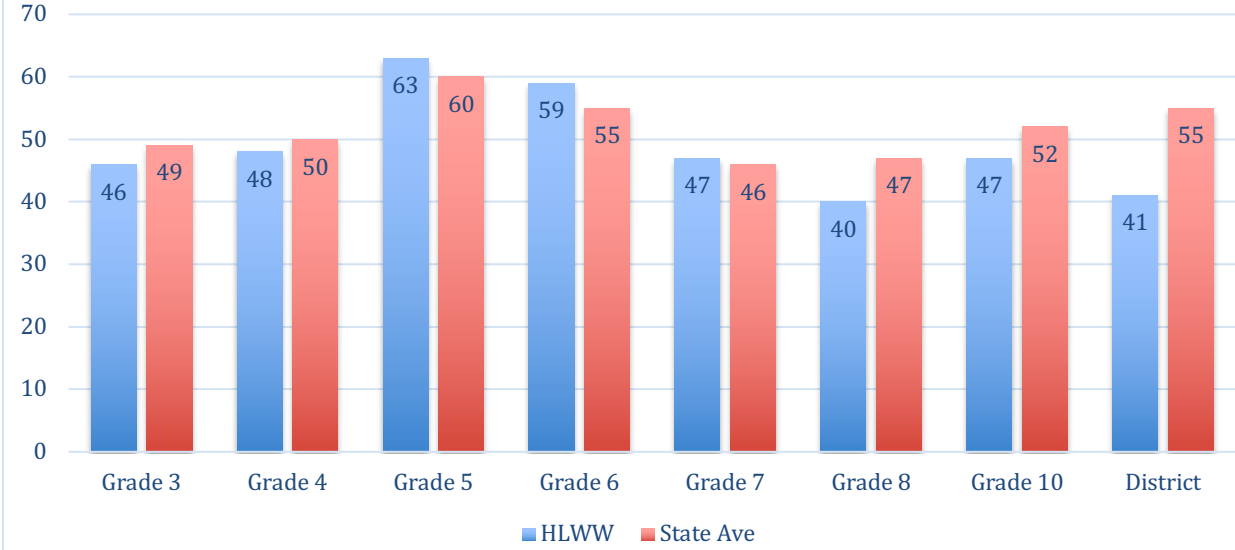
2021

16%

2021 Reading MCA-Percent Proficient



2022 Reading MCA-Percent Proficient



Achievement Gap Targets - Reading

Special Education

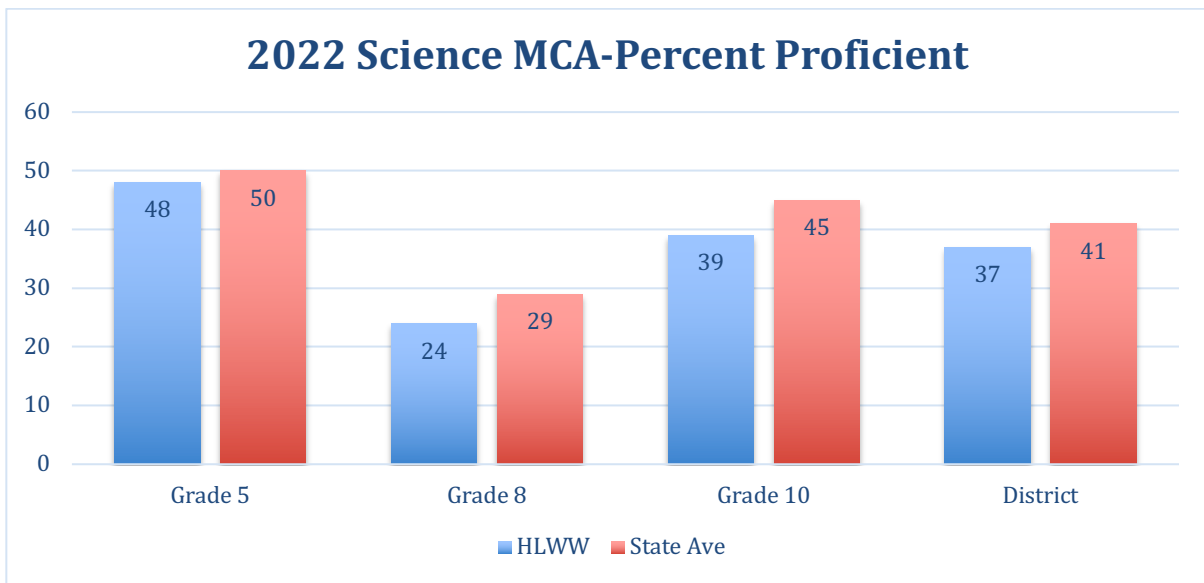
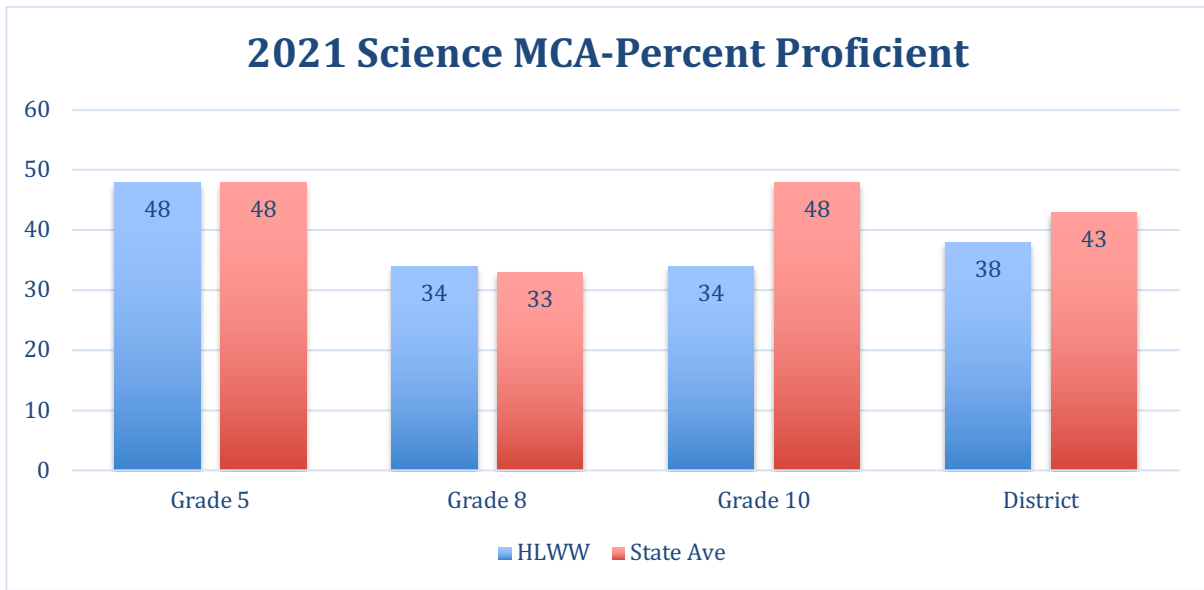
2021

17%

2022

23%

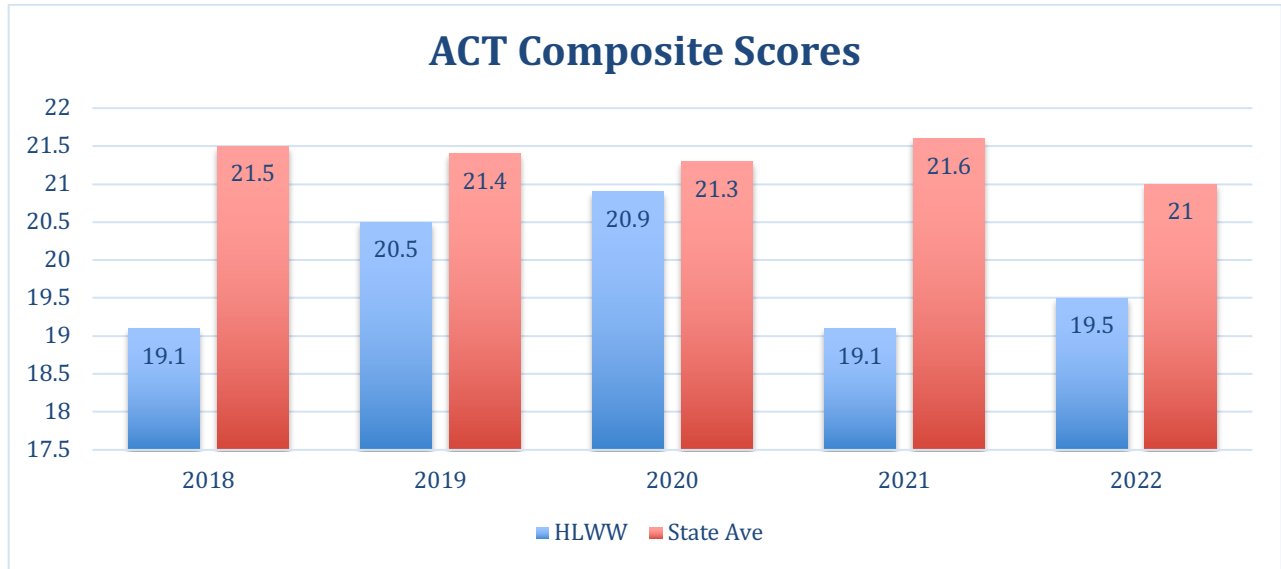
The Science Test measures how Minnesota students are doing on academic standards science. The assessments are direct measures of student performance. Overall, the HLWW Public School District exceeded the Minnesota state average.



ACT

The American College Test is taken voluntarily by students in their junior or senior years as an entrance exam for post-secondary schools. HLWW Public Schools average results are listed below in comparison to the state norms. The highest possible score on the ACT Test is 36. HLWW scored a composite average 19.5 in the March 2022 administration.

ACT Composite



North Star Accountability Results

Beginning in the 2017-2018, the state of MN under the regulations of the Every Child Succeeds Act enacted the North Star Accountability system. This is to replace No Child Left Behind legislation of the past. Statewide goals have been established in order to create a clear focus for school districts. The North Star Accountability system is designed to help support schools where they may need and to recognize those schools that are meeting those goals. The results for HLWW are as follows:

Academic Achievement	Academic Progress Reading	Academic Progress Math	Progress Towards ELP	Graduation Rates	Consistent Attendance
<p style="text-align: center;">40.2% of students achieving in Math.</p> <p style="text-align: center;">49.1% of students achieving in Reading.</p>	<p style="text-align: center;">21% of students improved their achievement level.</p> <p style="text-align: center;">45% of students maintained their achievement level.</p>	<p style="text-align: center;">14% of students improved their achievement level.</p> <p style="text-align: center;">46% of students maintained their achievement level.</p>	<p style="text-align: center;">No data given at this time—too few students.</p> <p style="text-align: center;">54% of our EL students are at the composite level 3.</p>	<p style="text-align: center;">97% of HLWW seniors have graduated. (4-year stats)</p>	<p style="text-align: center;">90% of HLWW students consistently attend school.</p>

WBWF Results from 2021-2022

Target Area	SMART Goal	Results
All Students Ready for Kindergarten	<p>85% of early education students and students entering Kindergarten Fall of 2022 will meet or exceed academic literacy standards.</p> <p>90% of early education students and students entering Kindergarten Fall of 2022 will meet or exceed social-emotional standards.</p>	<p>*89% of early education students who will enter Kindergarten in fall of 2022 met or exceeded academic literacy standards.</p> <p>*90.6% of early education students who will enter Kindergarten in fall of 2022 met or exceeded social-emotional standards.</p> <p>*Includes early childhood special education students</p>
All Students in Third Grade Achieving Grade Level Literacy	<p>A goal of 60% or more students proficient on STAR Reading in the 40%ile.</p> <p>HLWW 3rd grade students will increase at least 2% from the previous school year using 2019. In 2019, 57% of HLWW 3rd graders were proficient.</p>	<p>66% of 3rd graders were proficient at the 40%ile on STAR reading in May 2022.</p> <p>49.4% of HLWW students met proficiency on the MCA Reading Test in May 2022. (48% was the state average).</p>
Close the Achievement Gap (s) Among All Groups	<p>Continue to see at least a 2% increase in proficiency scores in both SPED and F/R.</p>	<p>HLWW Special Education students were 13% Proficient on the reading MCA in 2022, downward trend from 2018 of 28.6%. (State Average is 22.2% down from a high of 26%). 25% our our students were in the partially meets category. 79 students were tested in 2022. 58 students were tested in 2021. Our numbers fluctuate yearly.</p>
All Students Career and College Ready by Graduation	<p>Using STAR Math to progress monitor students (MCA readiness indicator). See significant gains in 8th grade math scores. (State uses this as the CCR indicator).</p> <p>Using Naviance (Career and College Readiness Solutions) and “Ramp Up to Readiness” programs, Seniors at HLWW will have a completed plan for their college and career path.</p>	<p>STAR predicted that 29% of our 8th graders were on track for proficiency for the MCA test.</p> <p>HLWW 8th graders were 22% proficient on the MCA. (40% was the state average).</p> <p>100% of students at HLWW High School participated in creating a plan for their college and career path. Student participation was included during advisory times built into the day.</p>

All Students Will Graduate

HLWW High School will stay at or above 92% graduation in 4 years.

Goal Met: 2021, 97% graduated.