




	<u>Name</u>	<u>School</u>	<u>Weight</u>	<u>Squat</u>	<u>Bench</u>	<u>Subtotal</u>	<u>Deadlift</u>	<u>Total</u>
Main Page	M - 125							
Enter Results/Edit Participant	Barrios, Caleb	Northview	97.2	245	115	360	300	660
Add Lifter	McCandless, Maverick	Philo	125.3	235	120	355	285	640
	Stapleton, Zeke	Unioto	119.3	180	90	270	270	540
Results	DeLong, Chris	Kenton	110.2	165	135	300	215	515
Print Results	Morgan, Will	Kenton Ridge	117.7	135	100	235	225	460
Boys Results	Crosier, Troy	Adena	118.7	150	75	225	195	420
Girls Results	M - 135							
Divisions By School	Stepp, smith	Unioto	130.7	445	225	670	390	1060
	Bowsher, Michael	Marysville PL	131.9	405	230	635	375	1010
Boys Teams Results	Smith, Canyon	Oregon Clay	130.9	270	200	470	405	875
Girls Teams Results	Spencer, Brayden	Unioto	133.7	300	175	475	350	825
	Jean, Gavin	Zane Trace	129.9	315	160	475	345	820
Settings	Adkins, Quintyn	Northview	131.4	310	190	500	315	815
User	Munafo, Roman	Goshen	133	290	175	465	345	810
	Carney, Ben	Northview	130.4	275	155	430	365	795
	Smith, Tyson	Marysville PL	129.3	300	175	475	295	770
	Stephens, Keyshawn	Springfield	126.2	255	185	440	305	745
	Young, Marshawn	Lakewood	134.1	320	130	450	265	715
	Redding, Owen	Kenton	130	215	130	345	275	620
	Zook, Daniel	Goshen	132.8	215	135	350	255	605
	Moore, Xavier	Goshen	126.7	205	110	315	235	550
	Harvey, Gavin	Kenton Ridge	134.5	190	90	280	200	480
	Beedy, Alden	Kenton Ridge	133.6	0	110	110	0	110
	M - 145							
	Berg, Jomar	Goshen	140.7	430	285	715	430	1145
	Pfeiler, Gregory	Northmont	138.1	475	220	695	440	1135
	Sams, Walker	Unioto	141	405	185	590	440	1030
	Sealscott, Gavin	Kenton	145	355	185	540	405	945
	Flynn, Brody	Goshen	137.8	355	180	535	335	870
	Gianino, Anthonio	Oregon Clay	140	305	190	495	365	860
	Gore, Wyatt	Kenton	141.8	320	165	485	350	835
	Barrios, Alejandro	Northview	141.9	300	150	450	375	825
	Reed-Mosley, Gabriel	Kenton	138.5	265	170	435	325	760
	Hunsacker, Landon	Kenton	144.9	300	135	435	320	755
	Yowler, Gabe	Kenton Ridge	141.9	270	145	415	315	730
	Vo. Jacob	Northview	145.3	305	135	440	285	725

-  Main Page
-  Enter Results/Edit Participant
-  Add Lifter

Results

 Print Results

 Boys Results

 Girls Results

 Divisions By School

 Boys Teams Results

 Girls Teams Results

 Settings

 User




Beam, Tanner	Unioto	140.2	350	0	350	365	715
Kern, Nathaniel	Oregon Clay	138.4	225	175	400	275	675
Morales, Francisco	Northview	145.3	235	145	380	240	620
Gammon, Xander	Kenton	144.4	205	110	315	250	565
Spetz, Dillon	Oregon Clay	142.7	225	175	400	0	400
Woodworth, Carson	Oregon Clay	143.5	230	160	390	0	390




M - 155

Beam, Levi	Unioto	152.3	450	235	685	515	1200
Bushong, Blaine	Kenton	153.5	375	225	600	450	1050
Ball, Ryan	Goshen	153.1	355	235	590	410	1000
Yarger, Brady	Oregon Clay	154	330	235	565	400	965
Streeter, Blake	Springfield	154	350	205	555	405	960
Dickson, Jamieson	Northview	155.2	310	225	535	390	925
Chestnut, Wesley	Valley Local	147.8	315	200	515	370	885
Huff, Amiel	Kenton	155.1	340	185	525	345	870
Sprang, Karson	Kenton	153.2	315	185	500	355	855
Sommer, Joey	Elida	150.8	295	195	490	345	835
Clevenger, Preston	Northview	151.2	255	200	455	370	825
Hoskins, Jatavious	Northview	147.5	255	180	435	350	785
Turner, Horace	Springfield	152.7	250	155	405	360	765
Hamdy, Adam	Springfield	153.9	225	175	400	350	750
Wilson, Cam	Kenton	152.1	300	125	425	275	700
Lockhart, Xavier	Oregon Clay	153.3	245	145	390	305	695
Reyes, Jacob	Northview	148.1	225	135	360	320	680
Burns, Korbin	Goshen	155.1	215	140	355	325	680
Moodspaugh, Brody	Jonathan Alder	150.5	245	135	380	290	670
Robinson, Brody	Marysville PL	148.2	200	135	335	280	615
Walton, Calin	Northview	151	215	100	315	295	610
Stokes, Jackson	Shawnee	149.6	190	115	305	265	570
Sipes, Gabe	Springfield	147.1	0	165	165	295	460
Strickney, Nathan	Shawnee	150.8	300	150	450	0	450

M - 165

Hairston, Asaun	Springfield	163.9	530	240	770	460	1230
Dela Cruz, Armani	Kenton Ridge	159.9	425	215	640	550	1190
Strange, Micah	Unioto	160	455	250	705	455	1160
Nonekowski, Nicholas	Oregon Clay	158.9	450	275	725	430	1155
Smith, Christian	Marysville PL	160.6	425	250	675	435	1110
Arseneau, Tristen	Elida	157.3	390	220	610	460	1070
Hommel, Maddox	Kenton	162.3	420	205	625	400	1025

-  Main Page
-  Enter Results/Edit Participant
-  Add Lifter

- Results
-  Print Results
 -  Boys Results
 -  Girls Results

 Divisions By School

 Boys Teams Results

 Girls Teams Results

 Settings <

 User <

Jackson, Seth	Central Crossing	160.2	345	275	620	385	1005
Allen, Wyatt	Logan-Hocking	162.6	355	215	570	405	975
Sok, Landus	Central Crossing	163.4	370	235	605	360	965
Sgambati, Louie	Gahanna Lincoln	161.3	315	225	540	365	905
Williams, Jordan	Oregon Clay	163.1	355	185	540	355	895
Gordon, Carson	Kenton	164.8	355	210	565	320	885
Dickenson, Isaiah	Elida	163.3	295	215	510	350	860
Garcia, Jeremiah	Springfield	157.3	285	200	485	365	850
Bowshier, Billy	Kenton Ridge	161.2	275	165	440	380	820
Casey, Kenton	Philo	161.8	275	170	445	340	785
Smith, Toby	Marysville PL	162.1	365	0	365	345	710
Taldich, David	Northview	164	185	135	320	285	605

M - 175

Woods, Tye	Unioto	167.7	495	305	800	535	1335
Ornelas, Ramiro	Oregon Clay	173.4	425	255	680	450	1130
Coulter, Brady	Northview	174.5	415	285	700	405	1105
Grim, Carter	Marysville PL	170.3	405	240	645	440	1085
Specht, Jacob	Unioto	174.5	435	255	690	385	1075
Nlemchi, Nonso	Central Crossing	175.4	405	265	670	405	1075
Nunles, Hank	Logan	172.1	405	225	630	405	1035
Telinda, Cam	Goshen	174.9	360	275	635	395	1030
Milstead, Remington	Philo	172.2	355	200	555	365	920
Berry, Colten	Goshen	174.5	325	195	520	385	905
Shields, Hunter	Northview	169.6	315	200	515	355	870
Carlisle, Koltin	Goshen	175.4	290	175	465	375	840
Reffner, Mason	Kenton	172.7	315	200	515	315	830
Miller, Brian	Goshen	173.2	275	190	465	350	815
Craycraft, Mason	Springfield	166.6	285	130	415	330	745
Payne, Cody	Lakewood	172.5	225	165	390	265	655
Wiley, Noah	Zane Trace	166.9	245	165	410	235	645

M - 185

Carpenter, Grant	Philo	179.1	520	250	770	540	1310
Barrial, Ryder	Goshen	182.1	475	315	790	495	1285
McFarlin, Maddux	Kenton	185.2	475	240	715	505	1220
Beebe, Mason	Springfield	176.4	435	280	715	485	1200
Martinez-Ibarra, Marcelino	Logan-Hocking	181.3	420	245	665	515	1180
Renner II, Jacob	Unioto	182.8	420	280	700	460	1160
Freeland, Garrett	Unioto	182.7	420	275	695	440	1135
Brvant, Wvatt	Marysville PL	183.8	415	190	605	500	1105

Main Page

Enter Results/Edit Participant

Add Lifter

Results

Print Results

Boys Results

Girls Results

Divisions By School




Boys Teams Results

Girls Teams Results

Settings

User

White, Landon	Central Crossing	182.5	405	300	705	375	1080
Slagle, Talen	Kenton Ridge	185.1	380	275	655	405	1060
Cope, Courtland	Unioto	179	375	245	620	435	1055
Hijma, Lincoln	Kenton	178.3	390	210	600	425	1025
Wimmers, Colin	Marysville FB	177.4	365	225	590	425	1015
Philips, Blaze	Marysville PL	176.2	365	215	580	425	1005
Clark, Jamison	Kenton	184.6	405	185	590	410	1000
Nguyen, Blake	Unioto	182.5	370	210	580	405	985
McClain, Griffin	Northview	184.5	315	225	540	405	945
Styer, Zane	Kenton	178.2	385	175	560	360	920
Murray, Max	Northview	176.3	315	190	505	405	910
Jordan, Jason	Springfield	182.5	285	155	440	330	770
Cave, Lucas	Springfield	185.4	250	185	435	335	770
Roush, Tanner	Marysville	183.1	255	165	420	345	765
Steinmetz, Brody	Oregon Clay	183.4	245	185	430	335	765
Speakman, Felix	Unioto	182.7	0	195	195	385	580
Hill, Braiden	Marysville FB	183.2	265	165	430	0	430
M - 195							
Mustain, Jayden	Kenton	194.4	575	385	960	365	1325
Cattell, Landon	Shawnee	190.7	470	295	765	475	1240
Williams, Jorden	Goshen	192.9	470	305	775	435	1210
Kittle, Colin	Logan	192.2	430	290	720	455	1175
Philip, Ky-mani	Philo	194.6	405	275	680	480	1160
Hopkins, Hayden	Goshen	192.1	420	265	685	425	1110
Gammon, Xavier	Kenton	195.1	450	245	695	405	1100
Ringer, Malachi	Chaminade Julienne	188.3	400	260	660	435	1095
Mashburn, Alex	Northwest	193.7	390	260	650	415	1065
Laux, Owen	Elida	190.3	360	315	675	375	1050
Pennington, Aidan	Kenton Ridge	192	380	240	620	420	1040
Campbell, Lachlan	Northview	192.8	345	225	570	450	1020
Harris, Chase	Goshen	191.2	370	245	615	380	995
McPheters, Jaren	Springfield	192.7	295	180	475	400	875
Robison, Reed	Unioto	192.9	210	170	380	360	740
Price, Kolten	Philo	193.8	0	215	215	350	565
M - 210							
Lyons, Brock	Piqua (UVCC)	206.8	600	280	880	505	1385
Johnson, Brice	Zane Trace	197	560	300	860	470	1330
Rogel, Alex	Kenton	207.3	475	340	815	500	1315
Nolan, Drew (Andrew)	Northview	202.7	485	230	715	540	1255

-  Main Page
-  Enter Results/Edit Participant
-  Add Lifter


Results

 Print Results

 Boys Results

 Girls Results

 Divisions By School

 Boys Teams Results

 Girls Teams Results

 Settings <

 User <












Cruz, Zion	Springfield	196.4	445	260	705	475	1180
Rowdy, Caron	Northview	199.5	450	255	705	475	1180
Grigsby, Reid	Kenton Ridge	204.3	340	265	605	455	1060
Adams, Jerry	Goshen	196.4	330	255	585	450	1035
Baker, Nathaniel	Unioto	200.3	345	245	590	430	1020
Scott, Blaine	Kenton	209.4	385	230	615	385	1000
Gibson, Kase	Bath	202	325	170	495	325	820
Beach, Jordyn	Philo	207.8	245	180	425	300	725
Gayheart, Robbie	Kenton	202.2	200	105	305	275	580
Lafollette, Trace	Philo	207.4	0	0	0	300	300

M - 225

Hill, Jack	Springfield	222.2	550	290	840	560	1400
Brower, Blake	Zane Trace	220.5	550	305	855	530	1385
Jarvis, Bryce	Unioto	217	460	275	735	500	1235
Johnson, Trae	Kenton	218.4	475	255	730	450	1180
Romero, Sergio	Kenton	219.1	430	260	690	450	1140
Kinney, Dakota	Philo	217.3	465	245	710	425	1135
Vasquez, Marcos	Maumee	215.7	350	285	635	485	1120
Cave, Elijah	Springfield	219.2	525	205	730	375	1105
Rhoades, Grant	Philo	215.9	355	235	590	430	1020
Burggraf, Terry	Unioto	216.8	325	200	525	375	900
Tackett, Mason	Springfield	223	265	200	465	350	815
Bowshier, Alan	Kenton Ridge	223.3	275	125	400	350	750

M - 250

Minor, Evan	Zane Trace	245.4	550	275	825	475	1300
Laubis, Brison	Kenton	247.3	500	250	750	500	1250
Smith, Jake	Northview	242	465	255	720	485	1205
Reeves, Lane	Zane Trace	248	475	245	720	455	1175
Whitacre, Gavin	Springfield	246.8	435	250	685	475	1160
Kline, Deyonno	Oregon Clay	232.1	330	280	610	435	1045
Scharer, Cohen	Oregon Clay	244.1	405	215	620	405	1025
Roes, Nic	Adena	249.2	380	240	620	385	1005
Kinney, Peyton	Philo	247.6	405	175	580	405	985
O'Connell, Zaelies	Goshen	247.7	405	0	405	485	890
McClain, Jackson	Goshen	228.4	430	0	430	455	885
Trejo Cruz, Dorian	Springfield	244.6	335	165	500	365	865
Jenkins, Scotty	Marysville PL	241.5	315	155	470	315	785
Fry, Christian	St. Marys	233.6	285	140	425	305	730
Bowshier, Havden	Springfield	232.3	315	0	315	405	720

-  Main Page
-  Enter Results/Edit Participant
-  Add Lifter
- Results
-  Print Results
-  Boys Results
-  Girls Results
-  Divisions By School
-  Boys Teams Results
-  Girls Teams Results
-  Settings
-  User

M - UNL									
Myers, Liam	Goshen	231.9	0	150	150	375	525		
Young, Connor	Maysville	315.4	805	335	1140	525	1665		
Long, Christian	Philo	363.4	570	315	885	640	1525		
Baker, Keylan	St. Marys	278.9	555	360	915	475	1390		
Hensley, Connor	Goshen	254.4	565	325	890	495	1385		
Lucas, Jordan	Springfield	354.2	600	280	880	500	1380		
Peters, Hayden	Goshen	356.1	555	325	880	475	1355		
Newlun, Donzel	Unioto	314.5	535	235	770	555	1325		
Morrison, Tray	Springfield	269.9	455	295	750	565	1315		
Mendoza, Gabriel	Northview	291.9	500	275	775	490	1265		
Heberling, Brennan	Kenton	271.5	490	260	750	450	1200		
Christman, Landon	Goshen	274.8	485	265	750	450	1200		
Shultz, Joseph	Elida	289.1	475	250	725	470	1195		
Blackmon, Kavon	Springfield	269.1	430	265	695	465	1160		
Simpson, Andrew	Shawnee	343.3	430	250	680	475	1155		
Brien, Witton	Kenton	298.6	435	245	680	470	1150		
Valdez, Alejandro	Springfield	293.7	500	175	675	420	1095		
Borland, Will	Zane Trace	263.7	415	210	625	455	1080		
Dicks, Brayden	Philo	349.3	375	205	580	420	1000		
Gross, Ryder	Marysville FB	350.8	320	230	550	450	1000		
Huening, Connor	Goshen	255.7	365	225	590	405	995		
Warner, Noah	Springfield	306.7	405	150	555	375	930		
Lemin, Bill	Philo	264.9	300	135	435	375	810		
Ellis, Wyatt	Kenton	293.5	405	0	405	325	730		
Clendaniel, Caden	Unioto	264	290	170	460	0	460		

F - 115

Home	Main Page	Swartz, Jenna	Oregon Clay	113	260	125	385	235	620
Person	Enter Results/Edit Participant	Perez Garcia, Tiffany	Springfield	111.2	280	95	375	245	620
Person	Add Lifter	Beamer, Taylor	Oregon Clay	111.5	200	130	330	265	595
		Tisi, Bella	Zane Trace	112.4	155	65	220	250	470
Results		Wramage, Isabella	Northview	108.5	165	80	245	180	425
		Landers, Katelyn	Goshen	106.9	155	90	245	170	415
Print	Print Results	Morgan, Kadence	Kenton Ridge	98.4	120	75	195	185	380
Boys	Boys Results	Rose, Ila	Marysville PL	112.1	105	60	165	180	345
Girls	Girls Results	Morales, Kilani	Northview	104.5	115	55	170	120	290
Divisions	Divisions By School	Schoneberger, Isabella	Springfield	88.8	140	60	200	0	200

F - 125

Boys Teams	Boys Teams Results	Swartz, Aubrey	Oregon Clay	117.6	225	125	350	205	555
Girls Teams	Girls Teams Results	May, Kacy	Kenton Ridge	124.7	200	100	300	250	550
		Stuart, Jayden	Marysville PL	124	180	80	260	225	485
Settings	<	Alexander, Madison	Springfield	119.8	200	75	275	185	460
User	<	Morales, Laureana	Northview	117.9	140	70	210	165	375
		Wright, Katy	Adena	121.7	120	55	175	160	335
		Patrick, Christine	Zane Trace	123	125	65	190	140	330

F - 135

		Cordell, Lillian	Oregon Clay	135.1	285	140	425	280	705
		Downing, Cecilia	Oregon Clay	133.6	235	155	390	245	635
		Tippey, Alyric	Northview	130.5	145	95	240	230	470
		Niekamp, Katie	Marysville PL	131.6	140	95	235	225	460
		Davey, Haylee	Adena	131.6	175	95	270	170	440
		Smith, Ava	Unioto	128.2	165	80	245	185	430
		Steele, Alexis	Zane Trace	128.6	145	75	220	180	400
		Givens, Emilee	Adena	125.8	0	75	75	175	250
		Hocter, Olive	Adena	127.4	170	80	250	0	250

F - 145

		Myers, Eliana	Unioto	142.9	305	130	435	300	735
		Fallow, Allison	Unioto	144.2	265	135	400	330	730
		Narcelles, Bella	Springfield	144.5	310	140	450	280	730
		Franke, Madison	Oregon Clay	139.6	270	135	405	255	660
		Cordell, Emily	Oregon Clay	140	240	135	375	265	640
		Krauss, Kairi	Springfield	144.8	225	90	315	270	585
		Hess, Kaylee	Kenton Ridge	142.8	220	110	330	215	545
		Hess, Gracie	Kenton Ridge	142.8	185	85	270	195	465

Home Main Page

Enter Results/Edit Participant

Add Lifter

Results

Print Results

Boys Results

Girls Results

Divisions By School

Boys Teams Results

Girls Teams Results

Settings

User

Brown, Jaiden	Zane Trace	144	130	75	205	195	400
---------------	------------	-----	-----	----	-----	-----	-----

Clark, Audrey	Adena	141.2	115	80	195	175	370
---------------	-------	-------	-----	----	-----	-----	-----

F - 155

Menendez, Adriaunna	Unioto	148.3	310	140	450	320	770
---------------------	--------	-------	-----	-----	-----	-----	-----

Weiss, Elaina	Goshen	152.4	180	145	325	300	625
---------------	--------	-------	-----	-----	-----	-----	-----

Bray, Kendal	Adena	149.9	230	100	330	220	550
--------------	-------	-------	-----	-----	-----	-----	-----

Holt, Sawyer	Marysville PL	152.9	195	85	280	265	545
--------------	---------------	-------	-----	----	-----	-----	-----

Snyder, Ceci	Goshen	152.8	145	90	235	210	445
--------------	--------	-------	-----	----	-----	-----	-----

Beam, Erica	Unioto	154.2	0	110	110	325	435
-------------	--------	-------	---	-----	-----	-----	-----

Bakalas, Sophie	Marysville PL	153.4	95	75	170	165	335
-----------------	---------------	-------	----	----	-----	-----	-----

Clendaniel, Maddie	Unioto	150.4	80	55	135	180	315
--------------------	--------	-------	----	----	-----	-----	-----

Mcllvaine, Kynleigh	Adena	154	0	80	80	0	80
---------------------	-------	-----	---	----	----	---	----

F - 175

Wolford, Addison	Springfield	169.9	365	125	490	270	760
------------------	-------------	-------	-----	-----	-----	-----	-----

Krummrey, Molly	Jonathan Alder	167.3	210	120	330	260	590
-----------------	----------------	-------	-----	-----	-----	-----	-----

Sloan, Payton	Goshen	170.1	230	110	340	250	590
---------------	--------	-------	-----	-----	-----	-----	-----

Hanson, Ashley	Lakewood	158.3	215	105	320	250	570
----------------	----------	-------	-----	-----	-----	-----	-----

Mongona, Kendra	Shawnee	156.6	200	115	315	230	545
-----------------	---------	-------	-----	-----	-----	-----	-----

Lewis, Ahmari	Kenton Ridge	170.3	185	95	280	245	525
---------------	--------------	-------	-----	----	-----	-----	-----

Stump, Rylie	Zane Trace	165	135	80	215	170	385
--------------	------------	-----	-----	----	-----	-----	-----

Patrick, Hailey	Zane Trace	159.9	105	70	175	175	350
-----------------	------------	-------	-----	----	-----	-----	-----

F - 195

Perry, Kiana	Northview	194.3	335	135	470	315	785
--------------	-----------	-------	-----	-----	-----	-----	-----

Jump, Sophia	Ben Logan	186.7	340	120	460	310	770
--------------	-----------	-------	-----	-----	-----	-----	-----

Topmiller, Alyssa	Goshen	182.5	240	155	395	325	720
-------------------	--------	-------	-----	-----	-----	-----	-----

Cosgrove, Lilliana	Oregon Clay	192.5	265	130	395	305	700
--------------------	-------------	-------	-----	-----	-----	-----	-----

Long, Addison	Springfield	191.8	275	105	380	300	680
---------------	-------------	-------	-----	-----	-----	-----	-----

Sheets, Cloe	Oregon Clay	185	245	135	380	245	625
--------------	-------------	-----	-----	-----	-----	-----	-----

Erdman, Natalie	Springfield	176.8	275	95	370	250	620
-----------------	-------------	-------	-----	----	-----	-----	-----

Beery, Lydia	Adena	189.6	210	85	295	250	545
--------------	-------	-------	-----	----	-----	-----	-----

Burkitt, Kaydance	Zane Trace	175.5	200	90	290	235	525
-------------------	------------	-------	-----	----	-----	-----	-----

Khasib, Mya	Springfield	189.9	195	95	290	225	515
-------------	-------------	-------	-----	----	-----	-----	-----

Myers, Nevaeh	Springfield	188.8	165	95	260	245	505
---------------	-------------	-------	-----	----	-----	-----	-----




Jones, Liv	Unioto	191.7	155	80	235	215	450
------------	--------	-------	-----	----	-----	-----	-----

F - 225

Smith, Ashlyn	Norton	211	335	195	530	405	935
---------------	--------	-----	-----	-----	-----	-----	-----

Hatton, Maggie	Springfield	220.3	440	125	565	315	880
----------------	-------------	-------	-----	-----	-----	-----	-----

Vartorella, Cieara	Oregon Clay	216.6	305	185	490	305	795
--------------------	-------------	-------	-----	-----	-----	-----	-----

-  Main Page
-  Enter Results/Edit Participant
-  Add Lifter


Results

 Print Results

 Boys Results

 Girls Results

 Divisions By School

 Boys Teams Results

 Girls Teams Results

 Settings <

 User <

Conner, Genevieve	Springfield	210.8	265	125	390	300	690
Guilmette, Olivia	Kenton Ridge	207.1	300	100	400	250	650
Huitron, Janelli	Springfield	204.9	205	100	305	280	585
Lightner, Kendall	Kenton Ridge	201.7	200	105	305	240	545
Nussbaum, Claire	Goshen	214	195	100	295	230	525
McIlvaine, Makayla	Adena	202.8	150	80	230	210	440
F - UNL							
Morrison, Whitney	Unioto	278.2	400	145	545	395	940
Clark, Lacie	Adena	291.3	295	135	430	380	810
Stanley, Addilyn	Lakewood	268.2	295	150	445	350	795
Thompson, Kear	Springfield	250.6	300	150	450	265	715
Smathers, Olivia	Adena	250.2	260	95	355	275	630
Fawley, Sadie	Goshen	244.5	225	130	355	260	615
Springhetti, Etta	Kenton Ridge	250	225	105	330	255	585
Rizo, Sophia	Oregon Clay	230.5	225	120	345	230	575
Slovak, Maren	Kenton Ridge	233.8	150	85	235	200	435