


1

Navigate to <https://go.arbitersports.com/arbitersportsb2c.onmicro...>




Step 1 of 20



Next →

2

Click "Create Registration Account"



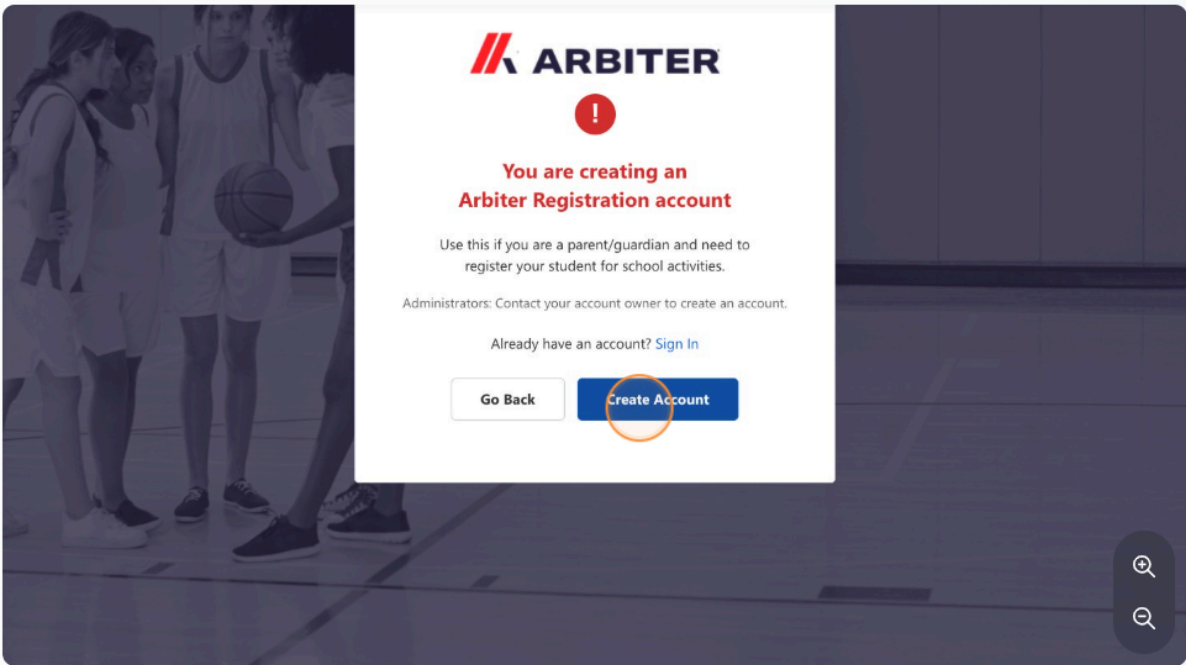
Step 2 of 20



Next →

3

Click "Create Account"



Step 3 of 20



Next →

4

Click the "Email*" field.

< Cancel

ARBITER

Your password has expired. Please enter a new one.

Verification is necessary. Please click Send button.

Email

Step 4 of 20



Next →

5

Click "Send verification code"

< Cancel

ARBITER

Your password has expired. Please enter a new one.

Verification is necessary. Please click Send button.

barkleys@fortmillschools.org

Send verification code

New Password

Confirm New Password

First Name

Last Name

Create

Step 5 of 20



Next →

6

Click "Verify code"



Your password has expired. Please enter a new one.

Verification is necessary. Please click Send button.

Verification code has been sent. Please copy it to the input box below.

barkleys@fortmillschools.org

601660

Verify code

Send new code


New Password

Confirm New Password

First Name

Last Name

Create



Step 6 of 20



Next →

7

Click the "New Password*" field.

ARBITER

Your password has expired. Please enter a new one.

Verification is necessary. Please click Send button.
The code has been verified. You can now continue.

barkleys@fortmillschools.org

Change

New Password*

Confirm New Password

First Name

Last Name

Create

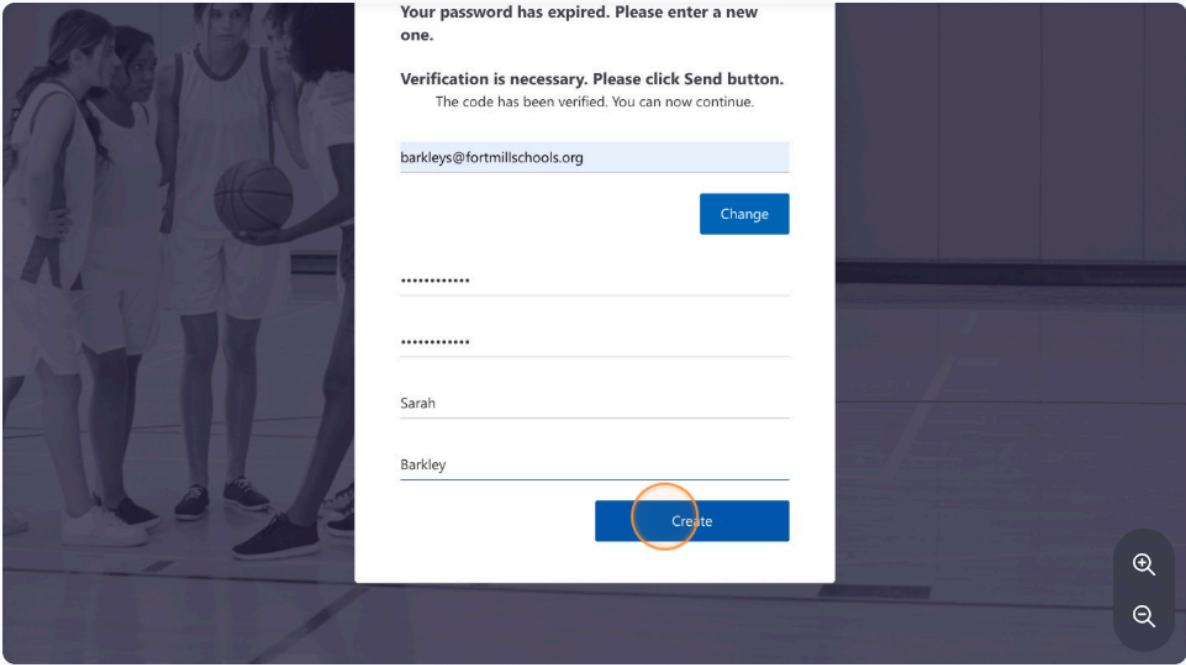
Step 7 of 20



Next →

9

Click "Create"



Step 9 of 20



Next →

10

Click "Submit"



Sarah Barkley (Generic)
Generic ▾



ARBITERSPORTS TERMS AND CONDITIONS OF SERVICE AS OF May 2nd, 2023

The Terms and Conditions document found in the link below is a legal document (this "Agreement") between you (the "Subscriber") and the Company (defined in the document). This Agreement states the terms and conditions under which you may use the ArbiterSports Web Site (defined in the document). Please read this Agreement carefully before accessing and using the ArbiterSports Web Site. By using and accessing the ArbiterSports Web Site, you agree that you have read and understand this Agreement and further agree to be bound by this Agreement. If you do not accept this Agreement, do not access and use the ArbiterSports Web Site.

[View Terms and Conditions](#)



Step 10 of 20



Next →

11


Click the "example: (201) 555-0123" field. Add your number.

⚠ For your security, you will be automatically logged out after 6 hours of inactivity. Please be sure to save your work.

add mobile_title

enter mobile_phone

auth sms_terms

mobile phone  example: (201) 555-0123

skip update

Technical Support support@arbitersports.com | 800-311-4060



Step 11 of 20



Next →

12


Click "Update"

Add a mobile phone number to your account

Enter your mobile phone number for account **security** and **recovery**. (Arbiter will never use your number for marketing or unwanted communication.)

By entering your number and selecting Update, you agree to [SMS Terms of Service and Privacy Policy](#). To unsubscribe, send STOP. Standard messaging and data rates may apply.

Mobile phone number

 (704) 998-1093

Skip

Update

Technical Support support@arbitersports.com | 800-311-4060



Step 12 of 20



Next →

13

Click "Update"

Enter your mobile phone number for account **security** and **recovery**. (Arbiter will never use your number for marketing or unwanted communication.)

By entering your number and selecting Update, you agree to [SMS Terms of Service and Privacy Policy](#). To unsubscribe, send STOP. Standard messaging and data rates may apply.

Mobile phone number

 (704) 651-6228

Skip

Update

Technical Support support@arbitersports.com | 800-311-4060



Step 13 of 20



Next →

14

Click "Find programs"

The screenshot shows the Arbitrator website interface. At the top, the Arbitrator logo is on the left, and the user name 'Sarah Barkley' is on the right. Below the header is a navigation bar with three items: 'Dashboard', 'Find Programs' (which is highlighted with a red circle), and 'Registrations'. To the right of the navigation bar is a language dropdown menu set to 'English'. Below the navigation bar is a yellow warning banner that reads: 'For your security, you will be automatically logged out after 6 hours of inactivity. Please be sure to save your work.' The footer is a dark blue section containing four columns of information: 'ARBITER INFO' (About Us, Blogs and News, Careers), 'RESOURCES' (Help Center, Feedback Portal, Find programs), 'SUPPORT FOR FAMILIES' (registration@arbitersports.com, 800-311-4060), and 'SUPPORT FOR ORGANIZATIONS' (registrationadmin@arbitersports.com, 800-311-4060). Below the footer are social media icons for Instagram, X, Facebook, and LinkedIn, followed by a search icon. At the bottom left of the footer is the copyright notice '© 2026 Arbitrator. All rights reserved.' and at the bottom right are links for 'Privacy Policy' and 'Terms of Service'.

Step 14 of 20



Next →

15

Click the "Type organization name or keyword to find a program." field.

The screenshot shows the ARBITER web application interface. At the top, the ARBITER logo is on the left, and the user name 'Sarah Barkley' is on the right. Below the header, there are navigation tabs: 'Dashboard', 'Find Programs' (highlighted in red), and 'Registrations'. A language dropdown menu is set to 'English'. The main content area has a breadcrumb 'Dashboard / Find Programs' and a search form. The search form includes a text input field with the placeholder text 'Type organization name or keyword to find a program.', a 'State' dropdown menu, and a 'Find' button. Below the search form is a pagination control showing '1 2 3 ... 223 Next >>'. A search results box is open, displaying 'Search Results (5552 results found)'. The first result is 'Mark Morris High School' with a logo and the text 'Home of the Monarchs! Longview, WA'. The second result is 'Algoma School District' with a logo and the text 'Ignite. Engage. Connect.'. To the right of the search results is a vertical scroll bar with a magnifying glass icon. At the bottom of the page, a progress bar shows 'Step 15 of 20' and a 'Next' button with a right arrow.

17

Click "Find"

The screenshot shows the ARBITER website interface. At the top, there is a dark blue header with the ARBITER logo on the left and the user name 'Sarah Barkley' on the right. Below the header is a navigation bar with three tabs: 'Dashboard', 'Find Programs' (which is highlighted in red), and 'Registrations'. To the right of the navigation bar is a language dropdown menu set to 'English'. Below the navigation bar, the breadcrumb 'Dashboard / Find Programs' is visible. The main search area contains a text input field with the text 'Pleasant Knoll Middle School', a 'State' dropdown menu, and a blue 'Find' button which is circled in orange. Below the search area is a pagination bar with buttons for '1', '2', '3', '...', '223', and 'Next >>'. The search results section is titled 'Search Results (5552 results found)'. It displays two results: 'Mark Morris High School' with a logo and the text 'Home of the Monarchs! Longview, WA', and 'Algoma School District' with a logo and the text 'Ignite. Engage. Connect.'. To the right of the search results is a vertical search filter icon. At the bottom of the page, there is a progress indicator showing 'Step 17 of 20' and a 'Next' button with a right arrow.


18

Click "Pleasant Knoll Middle School Athletic Form Requirements 26-27"

Type organization name or keyword to find a program.
 State


1 2 3 ... 207 Next >>

Search Results (5159 results found)



Pleasant Knoll Middle School
Fort Mill, SC

Program:	Dates	Price	Registration
Pleasant Knoll Middle School Athletic Form Requirements 26-27	Apr 01, 2025- Mar 31, 2026	\$0	Open



White Knoll Middle School
War Hawks
West Columbia, SC

Program:	Dates	Price	Registration
White Knoll Middle School Athletic Form			

Step 18 of 20

19

Click "Register Now"

Please follow the steps below to register your student for our membership program.

A valid physical dated April 1st, 2026 - present must be uploaded under Participant Information. If you have any questions please contact the Athletic Department.

Parents/Guardians of student-athletes intending to participate in athletics **MUST** complete this online registration process, be cleared for athletic participation, and meet all eligibility requirements prior to engaging in any athletic activity.

Please create an account and register for the current program. Only one account is needed for your entire family.

If you need assistance with your online registration, please reach out to Arbiter Registration Support at 800-311-4060 or registration@arbitersports.com

Register Now

Pleasant Knoll Middle School

Read More About Us

Contact Us

Registration Support

800-311-4060

registration@arbitersports.com

Send Us a Message

Links

[Concussion Information Parent](#)

[Concussion Information](#)

Cancel

Save and Finish Later

Continue

Do not double-click
You must complete all required fields with a red * to continue.

Step 19 of 20



Next →

Select your sport. Fill in all of the information. Click "Save and Finish Later"

Participant Information. If you have any questions please contact the Athletic Department.

Parents/Guardians of student-athletes intending to participate in athletics **MUST** complete this online registration process, be cleared for athletic participation, and meet all eligibility requirements prior to engaging in any athletic activity.

Please create an account and register for the current program. Only one account is needed for your entire family.

If you need assistance with your online registration, please reach out to Arbiter Registration Support at 800-311-4060 or registration@arbitersports.com

Register Now

Pleasant Knoll Middle School

Read More About Us

Contact Us

Registration Support

800-311-4060

registration@arbitersports.com

Send Us a Message

Links

[Concussion Information Parent](#)

[Concussion Information Student](#)

Cancel

Save and Finish Later

Continue

Do not double-click
You must complete all required fields with a red * to continue.



Finish →