

TABLE OF CONTENTS

Welcome 1
 4A Bracket 5
 4A Teams 6-7
 3A Bracket 8
 3A Teams 10-11
 2A Bracket 13
 2A Teams 14-15
 1A Bracket 16
 1A Teams 18-19
 2B Bracket 21
 2B Teams 22-23
 1B Bracket 24
 1B Teams 26-27
 Tournament History 29-33
 Past Champions 35-36

UMPIRES

1B, 2B
 Jason Becker, Snohomish County
 Jamison Edwards, Inland Empire
 Daniel Garvey, Evergreen
 Bob Kehret, Columbia Basin
 Tayler Parsons, Palouse
 Mike Rhoades, Central Columbia Basin
 Mark Allen, Umpire-in-Chief

1A, 2A
 Bruce Harjeausen, Pierce County
 Lorin Kelly, KPR
 Jeremy Matthew, Peninsula
 Frank O'Dell, South Sound
 Harold Oosterhof, Skagit Valley
 Fritz Timm, Northwest
 Joe Spencer, Umpire-in-Chief

3A, 4A
 Kevin Gawenit, Inland Empire
 Jeff Leavitt, Chelan County
 Tony Maki, Lower Columbia
 Bill Reynolds, Twin City
 Earl Smith, Northwest
 Todd Taylor, Yakima Valley
 Greg Mitchell, Umpire-in-Chief

SITE MANAGERS

1B, 2B
 Bryan Johnson
1A, 2A
 Chad Larsen
3A, 4A
 Mike Edwards, Tom Burmester

EXECUTIVE BOARD

- District 1:** Harlan Kredit - Lynden Christian
- District 2:** Jeff Lowell - Bellevue SD
- District 3:** Dwayne Johnson - Port Angeles
- District 4:** Scott Chamberlain - Shelton
- District 5:** David Blakney - Wapato
BOARD PRESIDENT
- District 6:** Russ Waterman - Eastmont
- District 7:** Steven Carson II - Inchelium
- District 8:** Paul Manfred - Gonzaga Prep
- District 9:** Nick Hazeltine - DeSales
- Region A:** Cathy Schick - Seattle Academy
BOARD VICE PRESIDENT
- Region B:** Wendy Malich - Franklin Pierce SD
- Region C:** Casey Gant - Desert Hills MS
- Combined:** Tony Davis - Tahoma



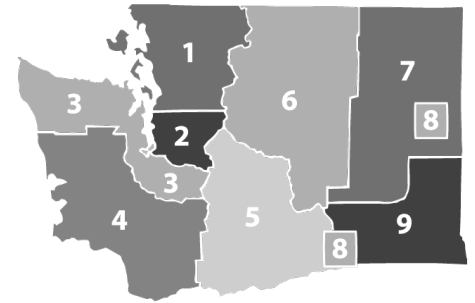
WIAA STAFF

- Assistant Executive Director:** Cindy Adsit
- Assistant Executive Director:** Andy Barnes
- Director of Communications:** Sean Bessette
- Chief Financial Officer:** Leah Francis
- Membership & Billing Coordinator:** Peter Ho
- Executive Director:** Mick Hoffman
- Assistant Executive Director:** Jeneé James
- Assistant Executive Director:** Justin Kesterson
- Director of Marketing:** Andy Knapp
- Marketing Coordinator:** Bryn Langrock
- Content Development Specialist:** Nick Mendro
- Production Coordinator:** Ty Savely
- Eligibility Coordinator:** Avé Trebilcock
- Administrative Assistant:** Natalie Wallace



DISTRICT DIRECTORS

- District 1:** Don Beazizo
- District 2:** Pat McCarthy
- District 3:** Joe Keller
- District 4:** Tim Graham, Tim Trimble
- District 5:** Dave Cullen
- District 6:** Dave Cullen
- District 7:** Joe Richer
- District 8:** Mike Edwards, Paul Kautzman
- District 9:** Don Wilkins



DOWNLOAD THE WIAA LIVE MOBILE APP

Easily access the State Tournament schedules, brackets, live scores, streaming info and more.



WIAA & WOA WELCOME LETTERS



Welcome and thank you for attending the WIAA, Gesa State Championships! On behalf of the WIAA Executive Board, I would like to congratulate all of the students-athletes, coaches, and all team personnel for making it to this State event. Along with welcoming our member schools, I would like to welcome the families, fans, and community members that have supported their school along the way to this State Championship event.

We also want to thank everyone that is here and has supported high school athletics this school year. We know there is so much that these student-athletes can learn from participating in high school athletics, and how athletics can help students have a more enjoyable high school experience. One of these lessons that our students can learn is how to be a good sport. We ask everyone at these events to be a leader and help teach our student-athletes what good sportsmanship looks and sounds like at all times. Please do your part to make this State Event a positive experience for everyone involved.

The WIAA Executive Board would like to thank all of the WIAA staff, officials, and local tournament workers for making these WIAA, Gesa State Championships very special. It is because of the hard work and dedication of these people that these great events occur each year.

Please help make this event a great experience for everyone and good luck to all of our student-athletes!

David Blakney

Principal - Wapato High School
WIAA Executive Board President



Welcome to the WIAA/Gesa State Championships. The WIAA Executive Board, staff and member schools share a common goal of providing interscholastic activities that enrich the lives of our students and foster lifelong memories. This event is the result of determination, commitment and hard work throughout the course of a season by many people. The message we can all take from these events is the pride, teamwork and sportsmanship that these students and coaches have demonstrated along the way.

At the WIAA, we believe that education-based athletics and activities offer the safest, most equitable, and most rewarding environment for young people to stay engaged. The physical, mental and emotional benefits of participation have shown to make a tremendous impact in the lives of students. It is an honor for our staff to plan and host these culminating events, but it is the efforts of coaches, athletic directors, officials and the countless volunteers that work these state championships events who make these experiences possible. Together, We are the WIAA.

Please remember that sportsmanship and citizenship are the ultimate goals of our interscholastic activities programs, whether it is at practice or during competition. I encourage you to do your part by cheering on all participants at this state championship event. By doing so, you are contributing to a positive event that is fun for everyone involved - student participants, officials, coaches and fans.

Mick Hoffman

WIAA Executive Director



The Washington Officials Association salutes all participants in this year's WIAA/Gesa State Tournament. The hard work and dedication needed to make it to this point in the season is commendable. Enjoy and cherish the memories that will be created through competition during the state tournament.

Although these State Championship Tournaments are often the highlight of an individual's officiating season, the WOA recognizes all the officials who work throughout the season, day after day and night after night at WIAA member schools. Without these individuals, there would be a piece missing from the puzzle of interscholastic activities. Individuals who choose to officiate do so in order to stay involved in athletics and to give something back to an activity they have found to be beneficial.

If you are interested in becoming involved in interscholastic athletics through officiating, please contact the WOA office (425.687.8009) or visit the WOA web site (www.woa-officials.com) for more information.

Have a great tournament!

Todd Stordahl

WOA Executive Director

BECOME AN OFFICIAL TODAY!



GIVE BACK TO YOUR SCHOOL AND COMMUNITY!

GET PAID WITHIN 72 HOURS OF EACH GAME YOU OFFICIATE



2024

STATE BASEBALL

SEMIFINALS & FINALS - GESA STADIUM (PASCO)

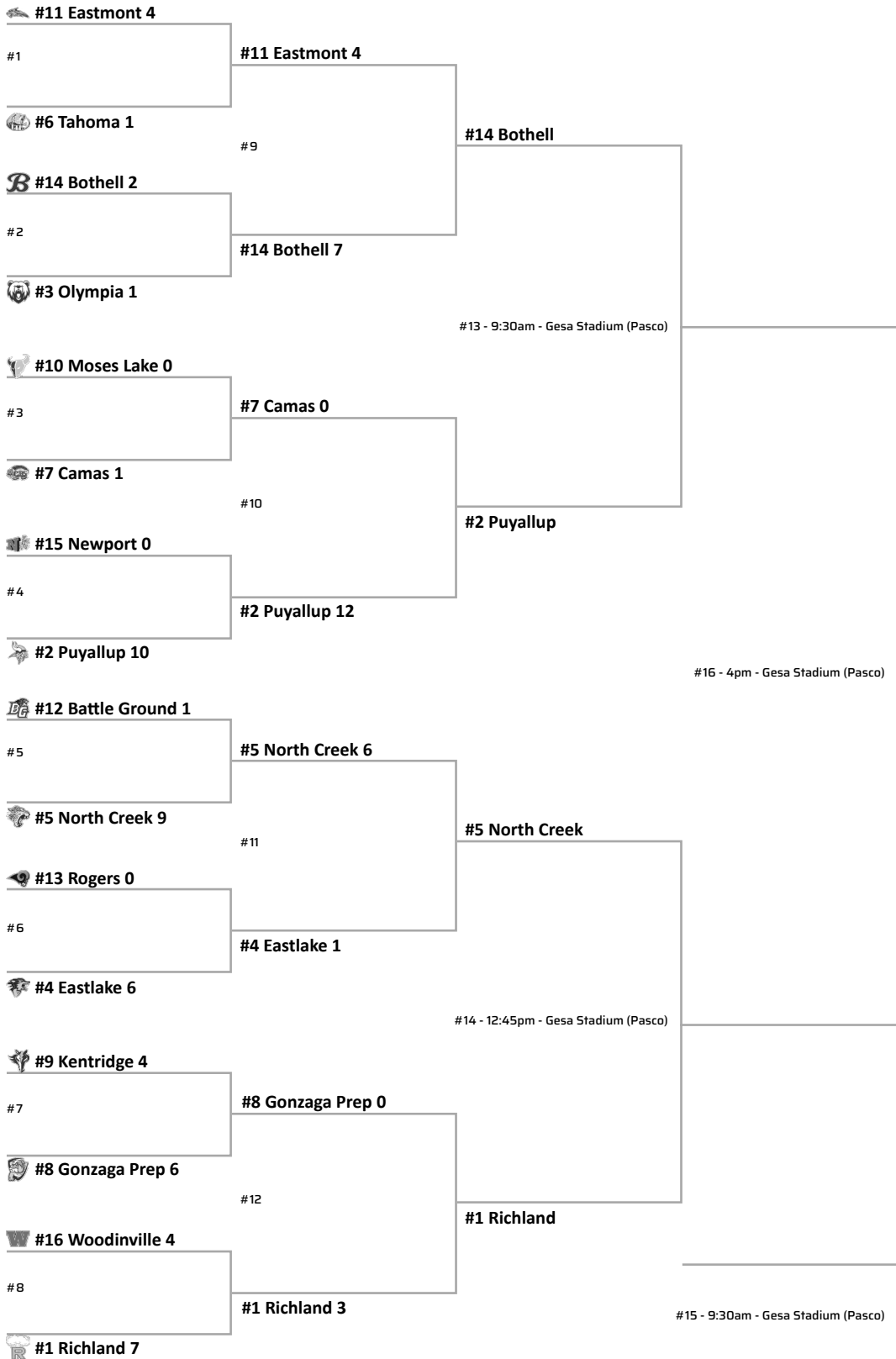
4A

MAY 18

MAY 18

MAY 24

MAY 25



@WIAAWA

FOLLOW ALONG



WIAA LIVE APP

STATE CHAMPIONS

2ND PLACE

3RD PLACE

4TH PLACE

WIAA.COM/BASEBALL

BOTHELL COUGARS



NO.	NAME	POS.	GR.	NO.	NAME	POS.	GR.
2	Blake Skinner	INF/P	11	20	Teyton Hardeman	OF/P	11
3	Jarrett Tyler	P	10	23	Carson Herrick	INF/P	9
4	Henry Crumbaugh	C	12	24	Sean Fitts	C	10
5	Sawyer Wickstrom	P	12	27	Brady Hallen	P	10
6	Wyatt Mickelberry	OF	11	39	Joey Crouthamel	INF/P	11
7	Brady Stutz	INF/P	11	43	Nolan LeDoux	INF/P	11
9	Jude Roy	INF	12	50	Andrew Olsen	OF	12
10	Mason McLaren	P	12	54	Jake Wells	OF/P	11
11	Drew Marino	INF/P	11				

SEASON RECORD: 18-10

DATE	OPPONENT	SCORE
3/9	Decatur	8-3 W
3/14	@ Lincoln (Seattle)	6-2 W
3/15	@ Lake Stevens	8-6 W
3/18	@ Skyline	7-3 W
3/20	Eastlake	8-3 L
3/22	Newport	11-5 L
3/25	@ Inglesmoor	3-2 W
3/27	Mount Si	11-1 L
3/29	@ Redmond	5-1 W
4/1	Issaquah	2-1 W
4/3	North Creek	9-0 L
4/5	@ Woodinville	6-5 W
4/8	Skyline	8-2 L
4/10	@ Eastlake	8-5 L
4/12	@ Newport	6-0 W
4/15	Inglesmoor	8-2 L
4/17	@ Mount Si	10-0 W
4/19	Redmond	5-4 W
4/22	@ Issaquah	9-0 L
4/24	@ North Creek	10-0 L
4/26	Woodinville	1-0 W
5/2	Kamiak	2-0 W
5/4	@ Lake Stevens	6-3 W
5/7	North Creek	2-1 L
5/9	@ Glacier Peak	11-5 W
5/11	Newport	11-9 W
5/18	@ Olympia	2-1 W
5/18	@ Eastmont	7-4 W
5/24	@ Puyallup	

City: Bothell
 School District: Northshore
 Colors: Blue, White
 Principal: Juan Price
 Superintendent: Michael Tolley
 Athletic Director: Rich Klee
 Head Coach: Kent Schaefer
 Assistant Coaches: Erik Bainter, Kevin McShane, Mark Ryder, Mike Mickelberry



NORTH CREEK JAGUARS



NO.	NAME	POS.	GR.	NO.	NAME	POS.	GR.
2	Brodie Geoghagan	P/OF	12	12	Brock Fleming	P/OF	12
3	Carter Kline	P/INF	12	18	Ethan Swallow	C	10
4	Cayden Christopherson	P/INF	11	19	Zach Daniel	P/INF	10
5	Jack Cochran	P	10	20	Rico Gonzales	OF	12
6	Brady Miller	OF	11	21	Joseph Boschee	C/1B	11
7	Kai Miller	P/INF	12	22	Kody Moyer	P	10
8	Bailey Castillo	INF	12	23	Landon Taylor	P/OF	11
9	Jake Daniel	INF	12	24	Jacob Moyer	C/1B	12
10	Justin Curci	P/OF	12	25	Ryan Moran	P/1B	12
11	Dominic Wilson	P/INF	11	27	Obie McCormick	3B/C	10

SEASON RECORD: 21-5

DATE	OPPONENT	SCORE
3/12	@ Mountain View	14-0 W
3/16	@ Ridgeline	7-2 W
3/18	@ Woodinville	6-3 W
3/20	Issaquah	3-2 W
3/22	@ Skyline	4-3 L
3/25	Eastlake	4-1 L
3/27	Newport	3-0 W
3/29	@ Mount Si	7-4 W
4/1	Inglesmoor	4-0 W
4/3	@ Bothell	9-0 W
4/5	Redmond	2-1 W
4/8	Woodinville	5-2 L
4/10	@ Issaquah	2-0 L
4/12	Skyline	3-2 W
4/15	@ Eastlake	4-3 W
4/17	@ Newport	6-3 W
4/19	Mount Si	6-2 W
4/22	@ Inglesmoor	5-3 W
4/24	Bothell	10-0 W
4/26	@ Redmond	4-3 W
4/30	Stadium	2-1 W
5/4	Newport	2-1 W
5/7	@ Bothell	2-1 W
5/11	Eastlake	5-2 L
5/18	Battle Ground	9-1 W
5/18	@ Eastlake	6-1 W
5/24	@ Richland	

City: Bothell
 School District: Northshore
 Colors: Purple, Grey, White
 Principal: Eric McDowell
 Superintendent: Michael Tolley
 Athletic Director: Melton Jefferson
 Head Coach: Marc Linn
 Assistant Coaches: Russ Walker, Matthew Edgar, David Kuiper, Ron Knox, Mark Peterson, Gilbert LeBel



PUYALLUP VIKINGS



SEASON RECORD: 20-3

DATE	OPPONENT	SCORE
3/14	Graham Kapowsin	5-0 W
3/16	Bellarmine	7-0 W
3/19	@ Bellarmine	11-0 W
3/21	@ Olympia	8-0 W
3/26	Sumner	3-2 L
3/28	Emerald Ridge	8-0 W
3/29	@ South Kitsap	13-1 W
4/1	Curtis	6-1 W
4/3	Rogers (Puyallup)	2-1 W
4/5	Bethel	15-0 W
4/15	Olympia	6-1 W
4/17	@ Graham Kapowsin	13-2 W
4/19	@ Emerald Ridge	8-6 W
4/23	South Kitsap	6-1 W
4/27	@ Sumner	9-3 W
4/29	@ Rogers (Puyallup)	6-0 W
4/30	@ Curtis	2-1 L
5/2	Bethel	17-0 W
5/7	Decatur	6-0 W
5/11	Camas	9-0 W
5/11	Olympia	2-1 L
5/18	Newport	10-0 W
5/18	Camas	12-0 W
5/24	Bothell	

NO.	NAME	POS.	GR.	NO.	NAME	POS.	GR.
1	Keagen Soliza	C	9	12	Michael LeJeune	LHP	12
2	Mason Pike	2B/LHP	11	13	Max Hemenway	2B/3B	9
3	Tristan Ringrose	2B/LF	12	14	Kevin Irwin	RHP	11
4	Jaycek Garden	OF	11	15	Cyrus Cline	RHP	10
5	Brayden Landry	SS/3B	9	16	Kai Halstead	C	12
6	Talon Clark	C	11	17	Kyler Malnar	1B	11
7	Keenan Masters	LF/LHP	12	18	Noah Benedict	OF	10
8	Jackson Copeland	1B/3B	12	19	Jett Reed	OF/LHP	11
9	DJ Ringenbach	SS/2B	11	20	Max Schweyen	RHP	10
10	Riley Sanoy	CF	11	22	Gage Thompson	SS/3B	11
11	Tyson Knowles	OF	12	23	Dominic Weems	OF/RHP	10

City: Puyallup
 School District: Puyallup
 Colors: Purple, Gold
 Principal: David Sunich
 Superintendent: Dr. John Polm
 Athletic Director: Kelly Susee
 Head Coach: Marc Wiese
 Assistant Coaches: Dean Pierce,
 Tyler Wheeler



RICHLAND BOMBERS



SEASON RECORD: 26-0

DATE	OPPONENT	SCORE
3/9	Sumner	8-3 W
3/9	Mt Spokane	10-0 W
3/16	Gig Harbor	1-0 W
3/16	Gig Harbor	1-0 W
3/16	Mercer Island	2-1 W
3/19	@ Kennewick	7-4 W
3/22	@ Walla Walla	14-0 W
3/22	@ Walla Walla	18-0 W
3/26	Kennewick	10-2 W
3/29	@ Hanford	3-1 W
3/29	@ Hanford	7-0 W
4/5	Hermiston	14-2 W
4/5	Hermiston	5-0 W
4/12	@ Pasco	13-0 W
4/12	@ Pasco	20-0 W
4/19	Chiawana	7-0 W
4/19	Chiawana	5-1 W
4/23	@ Southridge	12-3 W
4/26	Kamiakin	4-0 W
4/26	Kamiakin	4-3 W
4/30	Southridge	7-3 W
5/4	Pasco	11-0 W
5/7	Chiawana	7-4 W
5/11	Gonzaga Prep	7-1 W
5/18	Woodinville	7-4 W
5/18	Gonzaga Prep	3-0 W
5/24	North Creek	

NO.	NAME	POS.	GR.	NO.	NAME	POS.	GR.
2	John Simons	OF	12	12	Bradley Beck	INF/P	12
3	Carter Upmeyer	SS/P	11	15	Easton Praino	OF	12
4	Joshua Woodard	INF	12	17	John Corbin	INF/C	12
5	Hayden Galloway	INF/C	10	21	Alec Ammerman	P	12
6	Dallas Bennett	P/1B	12	22	Braylon Edwards	OF/P	10
7	Rayce Reeves	OF	12	23	Jackson Woodard	INF	9
8	Luke Parrott	C/OF	12	24	Jakob Brannon	INF/OF	11
9	Brody Bocek	OF	10	25	Tanner Ortiz	1B	12
10	Chris Daniels	3B/P	12	26	Michael Revell	INF/OF/P10	
11	Dylan Parrott	INF	9				

City: Richland
 School District: Richland
 Colors: Green, Gold
 Principal: Nicole Anderson
 Superintendent: Shelley Redinger
 Athletic Director: Adrian Ochoa
 Head Coach: Grant Richardson
 Assistant Coaches: Charlie Moody,
 Nate Ruane, Jason Martinez





2024

STATE BASEBALL

SEMIFINALS & FINALS - GESA STADIUM (PASCO)

3A

MAY 14

MAY 18

MAY 18

MAY 24

MAY 25



@WIAAWA

FOLLOW ALONG



WIAA LIVE APP

STATE CHAMPIONS

2ND PLACE

3RD PLACE

4TH PLACE

WIAA.COM/BASEBALL

EASTSIDE CATHOLIC CRUSADERS



SEASON RECORD: 20-7

DATE	OPPONENT	SCORE
3/13	Lake Washington	5-1 W
3/14	@ Bellevue	2-1 W
3/16	Kelso	8-4 L
3/18	@ Juanita	4-1 W
3/20	@ Ingraham	8-1 W
3/22	Ballard	6-2 L
3/25	Lakeside (Seattle)	7-0 W
3/27	@ Lakeside (Seattle)	1-0 L
4/3	@ West Seattle	5-4 L
4/4	Chief Sealth	6-0 W
4/5	@ Nathan Hale	8-6 W
4/8	@ Garfield	3-0 W
4/10	Bishop Blanchet	7-1 W
4/12	@ Bishop Blanchet	1-0 L
4/15	O'Dea	9-0 L
4/18	@ O'Dea	3-1 W
4/19	Lincoln (Seattle)	5-2 W
4/20	@ Newport	5-2 W
4/22	Roosevelt	11-1 W
4/24	@ Seattle Prep.	3-2 W
4/26	Seattle Prep.	8-7 W
5/1	Chief Sealth	6-2 W
5/4	@ Lakeside (Seattle)	6-3 W
5/6	@ Ballard	4-2 L
5/8	Seattle Prep.	6-3 W
5/18	Stadium	10-7 W
5/18	Mercer Island	6-4 W
5/24	@ West Seattle	

NO.	NAME	GR.	NO.	NAME	GR.
1	Luke Rhea	12	11	August Leinweber	11
2	Charlie Pennington	12	12	Daxx Delucchi	12
3	Zack Sieger	12	13	Jack Stearns	12
4	Rowin O'Connor	12	14	Charles Parsonson	12
5	Dylan Peay	12	15	River Shute	10
6	Micah Bartle	11	16	William Sharpe	11
7	Will Crain	11	17	Kai Jambor	10
8	Ryan Long	10	18	Adam Al-Badri	10
9	Nick Barac	12	19	Connor Cunningham	11
10	Nolan Curran	12	20	James Baxter	10

City: Sammamish
 Colors: Navy, Orange
 Principal: Ryan Aiello
 Superintendent: Gil Picciotto
 Athletic Director: Stacey Stoutt
 Head Coach: Kyle Larsen
 Assistant Coaches: Russell Bair,
 Skip Hulet, Alec Gomez, Hayden
 Bowles, Reagan Teegarden, Max
 Nealon, Scott Robertson



EDMONDS-WOODWAY WARRIORS



SEASON RECORD: 20-5-1


DATE	OPPONENT	SCORE
3/9	Mount Vernon	7-2 L
3/9	Archbishop Murphy	7-2 L
3/12	Archbishop Murphy	10-2 W
3/13	Jackson	11-2 L
3/20	@ Shorewood	1-0 W
3/22	Shorewood	9-3 W
3/26	Lynnwood	4-0 W
3/28	@ Lynnwood	8-1 W
3/30	@ Cedarcrest	9-0 W
4/1	Cedarcrest	5-1 W
4/3	Glacier Peak	2-0 W
4/4	@ Lake Stevens	5-1 W
4/9	Mountlake Terrace	5-4 L
4/11	@ Mountlake Terrace	1-0 W
4/13	@ Shorecrest	4-0 W
4/15	Shorecrest	5-0 W
4/17	Cascade (Everett)	7-0 W
4/19	@ Cascade (Everett)	4-3 W
4/20	@ Hazen	3-3 T
4/23	@ Meadowdale	5-0 W
4/25	Meadowdale	2-1 W
5/4	Oak Harbor	8-0 W
5/7	Monroe	8-4 W
5/11	Mountlake Terrace	9-3 L
5/18	Ballard	5-4 W
5/18	@ Lake Washington	5-4 W
5/24	@ Mount Vernon	

NO.	NAME	POS.	GR.	NO.	NAME	POS.	GR.
1	Isak Haverlock	RHP/OF	11	14	Toshi Gilginas	OF	10
2	Diego Escandon	OF	12	15	Grafton Marshall-Inman	P/INF	9
3	Lukas Wanke	P/OF	10	16	Cruz Escandon	INF	10
5	Luke Boland	INF/P	11	17	Finn Crawford	P/1B	10
6	Andreas Simonsen	IF/P	10	18	Trevelyan Podawiltz	C/DH	10
8	Pablo Ferreria-Hernandez	OF	12	19	Jon Schlack	OF/DH/C	12
9	Thomas Shults	C/INF	12	20	Kohl Gruender	OF/P	12
10	William Alseth	INF/P	10	28	Declan Crawford	P/OF	9
11	Erik Alsdorf	OF	10	71	Adrew Bau	INF/P	10

City: Edmonds
 School District: Edmonds
 Colors: Forest Green, Purple
 Principal: Allison Larsen
 Superintendent: Dr. Rebecca
 Miner
 Athletic Director: Tyler Geving
 Head Coach: Dan Somoza
 Assistant Coaches: Chantz Justice,
 Will Budnick, Robley Corsi, Chris
 Minaker, Larry Minaker



MOUNT VERNON BULLDOGS



NO.	NAME	POS.	GR.	NO.	NAME	POS.	GR.
1	Baird Brewer	INF	10	14	Bode Nelson	INF	12
2	Quinn Swanson	IF/OF	12	16	Kaiden Anderson	C	10
3	Brody Olmsted	P/OF	11	17	Brady Peterson	OF	9
5	Dylan Jacobs	INF	11	19	Lukas Romero	P/OF	10
8	Brayden Danielson	P	12	21	Asher Sneva	P/OF	10
9	Xavier Neyens	P/INF	11	23	Moises Lucatero	OF	11
10	Reece Roberts	INF/UTL	9	24	Collin Boon	P/UTL	11
11	Bode Webb	P/UTL	10	32	Brady Collins	P/OF	10
12	Gunnar Rindal	P/INF	9	34	Craig Hanseth	1B	12

SEASON RECORD: 23-3

DATE	OPPONENT	SCORE
3/9	@ Edmonds-Woodway	7-2 W
3/9	@ Lincoln (Seattle)	6-5 L
3/13	@ Everett	6-0 W
3/16	Snohomish	10-0 W
3/19	@ Bellingham	11-2 W
3/21	Sedro-Woolley	6-1 W
3/22	@ Jackson	2-0 W
3/23	Bainbridge	2-1 L
3/26	@ Nooksack Valley	15-1 W
3/28	Blaine	7-2 W
4/1	Lynden	3-2 W
4/2	@ Ferndale	13-2 W
4/9	Oak Harbor	8-0 W
4/10	Sehome	4-0 W
4/12	@ Meridian	13-11 W
4/16	Squalicum	10-0 W
4/17	@ Lakewood	12-1 W
4/19	Anacortes	3-2 W
4/23	Lynden Christian	8-3 W
4/25	@ Burlington-Edison	16-1 W
4/26	@ Mount Baker	11-0 W
5/4	Arlington	3-2 L
5/7	Shorecrest	3-0 W
5/11	Monroe	6-2 W
5/18	Kentlake	9-3 W
5/18	Kelso	10-0 W
5/24	Edmonds-Woodway	

City: Mount Vernon
 School District: Mount Vernon
 Colors: Green, White
 Principal: Colette Roche
 Superintendent: Dr. Ismael Vivanco
 Athletic Director: Jordan Sneva
 Head Coach: Tony Wolden
 Assistant Coaches: Frank Noles, Torey Swanson, Liam Cary-Eaves, Torey Nelson, Cory Castellano, Skyler Jensen



WEST SEATTLE WILDCATS



NO.	NAME	POS.	GR.	NO.	NAME	POS.	GR.
1	Dex Pudduck	OF	11	13	Parker Eley	INF/P	12
2	Bobby Trigg	INF/P	12	14	Clay Pecore	INF	11
3	Ryan Whitney	OF	12	15	Daniel Madden	INF	12
4	Konnor Stanley	UTL	12	17	Matthew Henning	OF/P	12
5	Matthew Hazlegrove	C	12	24	Lukas Cheha	INF	11
6	John Langen	P/INF	12	27	Miles Chandler	P	12
7	Caden Fahy	INF/P	12	28	Jacob McCall	P/INF	10
9	Sam Waskowitz	P	12	34	Cody Buehring	UTL	10
10	Cody Szama	C	11	42	Sabin Tomlinson	OF	12
11	TJ Buehring	OF/P	12	44	Lincoln Scott	OF/P	10

SEASON RECORD: 18-5

DATE	OPPONENT	SCORE
3/8	Bainbridge	10-0 W
3/14	Kentlake	11-1 W
3/16	@ Enumclaw	3-1 L
3/20	@ Cleveland	13-0 W
3/22	Ingraham	13-1 W
3/25	@ O'Dea	10-0 L
3/29	Lakeside (Seattle)	3-2 W
3/30	@ Ballard	11-3 W
4/1	Roosevelt	4-2 W
4/2	Roosevelt	4-2 W
4/3	Eastside Catholic	5-4 W
4/5	@ Kentwood	12-2 W
4/6	@ Franklin	16-0 W
4/8	@ Lincoln (Seattle)	5-1 L
4/10	@ Seattle Prep.	7-6 W
4/12	Nathan Hale	5-1 W
4/15	Bishop Blanchet	2-1 L
4/17	@ Garfield	4-3 W
4/19	@ Chief Sealth	2-1 L
4/29	@ Jackson	14-1 W
5/4	Lincoln (Seattle)	2-1 W
5/6	Seattle Prep.	4-0 W
5/11	@ Ballard	7-1 W
5/18	Peninsula	2-1 W
5/18	@ Mountlake Terrace	10-9 W
5/24	Eastside Catholic	

City: Seattle
 School District: Seattle
 Colors: Navy, Yellow
 Principal: Brian Vance
 Superintendent: Dr. Brent Jones
 Athletic Director: Corey Sorenson
 Head Coach: Dylan Mclauchlin
 Assistant Coaches: Mike Fahy, Tyler Haggatt





2024

STATE BASEBALL

SEMIFINALS & FINALS - JOE MARTIN STADIUM (BELLINGHAM)

2A

MAY 18

MAY 18

MAY 24

MAY 25



@WIAAWA

FOLLOW ALONG



WIAA LIVE APP

STATE CHAMPIONS


2ND PLACE

3RD PLACE

4TH PLACE

WIAA.COM/BASEBALL

ANACORTES SEAHAWKS



SEASON RECORD: 18-7

DATE	OPPONENT	SCORE
3/9	Cedar Park Christian (Bothell)	4-0 W
3/12	Stanwood	12-7 L
3/14	W.F. West	6-2 L
3/15	@ North Kitsap	4-1 W
3/16	@ Ridgefield	8-0 W
3/19	@ Sedro-Woolley	1-0 W
3/21	Nooksack Valley	5-0 W
3/26	@ Blaine	5-2 W
3/28	Lynden	4-3 L
4/1	@ Ferndale	4-3 W
4/2	@ Sehome	7-0 W
4/9	Bellingham	6-0 W
4/10	Lynden Christian	10-0 W
4/12	@ Squalicum	17-4 W
4/16	Lakewood	4-1 W
4/17	@ Oak Harbor	4-1 L
4/19	@ Mount Vernon	3-2 L
4/23	Burlington-Edison	2-0 L
4/25	Mount Baker	14-0 W
4/26	Meridian	5-1 L
5/2	Bellingham	9-1 W
5/4	@ Sedro-Woolley	6-0 W
5/9	@ Lynden	5-4 W
5/18	Steilacoom	2-0 W
5/18	Selah	2-1 W
5/24	@ Enumclaw	

NO.	NAME	POS.	GR.	NO.	NAME	POS.	GR.
1	Riley Mitchell	SS	12	17	Hunter Pelletier	P	12
2	Andrew Van Egdorn	2B	11	18	Colin Bryant	2B	10
4	Rex Larson	SS/P	12	19	Joe Fisher	P/OF	12
5	Conner Thomas	OF	11	20	Jack Metcalf	C	11
6	Reed Myers	P/IF	11	22	Kannin Crews	P/3B	12
7	Zachary Decker	OF	12	23	Toby Esqueda	1B	11
8	Tyler Olson	OF/P	11	24	Ryan Harrington	P/OF	9
9	Jake Andrew	SS/P	11	25	Kevin Stunger	OF/P	11
10	Gavin Garcia	P/1B	11	26	Wesley Green	INF/P	10
11	Bo Mager	OF	11	27	Skylar Dahlin	C/P/INF	10
12	Adam Van Egdorn	OF	10	28	Steven Goodwin	INF	11
15	Micah Dickison	3B/P	10				

City: Anacortes
 School District: Anacortes
 Colors: Purple, White
 Principal: Erin Duez
 Superintendent: Dr. Justin Irish
 Athletic Director: Justin Portz
 Head Coach: Pat Swapp
 Assistant Coaches: Weston
 Abbott, Mike Baribault, Andrew
 Olson



COLUMBIA RIVER RAPIDS



SEASON RECORD: 20-6

DATE	OPPONENT	SCORE
3/13	@ Skyview	1-0 L
3/18	@ R.A. Long	4-2 W
3/20	R.A. Long	10-0 W
3/29	@ Ridgefield	4-3 L
4/2	@ El Dorado	11-2 L
4/3	@ Coronado	3-2 L
4/4	@ Covina	4-0 L
4/8	Woodland	3-0 W
4/9	@ Hockinson	10-0 W
4/10	@ Woodland	14-0 W
4/11	Ridgefield	4-1 W
4/12	@ Fort Vancouver	16-0 W
4/15	Fort Vancouver	20-0 W
4/16	Hockinson	4-3 W
4/17	@ Hudson's Bay	10-2 W
4/19	Hudson's Bay	11-4 W
4/22	@ Mountain View	8-0 W
4/27	Washougal	9-0 W
4/29	@ Washougal	12-0 W
5/1	@ Mark Morris	8-1 L
5/3	Mark Morris	10-0 W
5/7	Shelton	8-2 W
5/8	Tumwater	6-5 W
5/11	W.F. West	9-2 W
5/18	White River	4-1 W
5/18	W.F. West	6-3 W
5/24	Lynden	

NO.	NAME	POS.	GR.	NO.	NAME	POS.	GR.
1	Noah Larson	LHP/OF	12	12	Zayne Boyes	1B	12
2	Deuce Navarro	INF	12	13	Kian Siegel	INF/C	10
4	Kenny Mattos	INF/C	12	14	Harrison Hoffarth	LHP/1B	11
5	Tommy Blau	OF	12	15	Noah Coakes	RHP/OF	11
6	Nate Little	RHP/INF	11	16	Savion McCoy	INF	10
7	Chris Parkin	RHP/INF	12	17	Zachary Ziebell	RHP/INF	12
8	Charlie Palmersheim	RHP/OF	12	18	Cole Backlund	C	12
9	Peter Lubisich V	OF/INF	12	19	James Blatty	OF	12
10	Aidan Horner	INF	12	20	Kaden Tschida	1B	12
11	Brendan Kessler	RHP/INF	12				

City: Vancouver
 School District: Vancouver
 Colors: Purple, Gold
 Principal: Alex Otoupal, Kim Johns
 Superintendent: Jeff Snell
 Athletic Director: Alex Otoupal
 Head Coach: Stephen Donohue
 Assistant Coaches: Garrett McKee,
 Scott Hunter, Kevin Monahan



ENUMCLAW HORNETS



SEASON RECORD: 23-1


DATE	OPPONENT	SCORE
3/13	@ Tumwater	5-2 L
3/15	@ Silas	7-0 W
3/16	West Seattle	3-1 W
3/19	Clover Park	24-0 W
3/20	Clover Park	16-0 W
3/29	Franklin Pierce	12-0 W
4/1	@ Franklin Pierce	18-8 W
4/2	White River	5-3 W
4/3	@ Washington	22-0 W
4/9	Orting	9-4 W
4/10	@ Orting	8-2 W
4/11	@ White River	11-3 W
4/12	@ Foss	14-1 W
4/12	@ Foss	13-2 W
4/18	Steilacoom	3-2 W
4/19	@ Steilacoom	6-2 W
4/22	Washington	15-1 W
4/26	@ Fife	5-3 W
5/1	Fife	7-6 W
5/7	Olympic	12-5 W
5/11	Port Angeles	8-3 W
5/11	North Kitsap	9-6 W
5/18	Kingston	5-3 W
5/18	Tumwater	9-8 W
5/24	Anacortes	

NO.	NAME	POS.	GR.	NO.	NAME	POS.	GR.
1	Landon Brauer	OF	12	13	Oliver Potts	P/INF	10
2	Alec Johnson	P	12	14	Eli Murphy	INF/P	11
3	Will Scharf	OF/P	12	15	Graham Wagner	INF	10
4	Riley Rutledge	INF/P	12	16	Tanner Nichols	C	12
5	Alex Long	INF/OF/P	12	18	Juden Jones	INF	10
6	Cole Kiblinger	INF	10	19	Cooper Markham	P/INF	11
7	Hunter Anderson	OF	10	20	Landon Wall	INF	11
8	Drew Francis	OF	11	21	Karson Holt	INF/OF/P	12
11	Garrett Chavis	P/INF/OF	12	26	Brody Hardersen	C	9
12	Cole Chiechi	C	10				

City: Enumclaw
 School District: Enumclaw
 Colors: Maroon, Gold
 Principal: Dr. Rod Merrell
 Superintendent: Dr. Shaun Carey
 Athletic Director: Jennifer Pugh
 Head Coach: Eric Fiedler
 Assistant Coaches: Steve Murphy,
 Andrew Littman, Danny Graham



LYNDEN LIONS



SEASON RECORD: 21-5

DATE	OPPONENT	SCORE
3/15	@ Clarkston	4-1 W
3/15	Ridgefield	11-1 W
3/16	W.F. West	10-7 W
3/19	Lynden Christian	4-2 W
3/21	@ Ferndale	7-0 W
3/26	Sehome	6-5 W
3/28	@ Anacortes	4-3 W
4/1	@ Mount Vernon	3-2 L
4/2	Burlington-Edison	4-1 W
4/3	@ Selah	8-5 W
4/4	@ Selah	8-3 L
4/9	@ Blaine	8-1 W
4/10	Mount Baker	10-0 W
4/12	@ Bellingham	3-1 L
4/16	Sedro-Woolley	5-4 L
4/17	Nooksack Valley	4-1 W
4/19	@ Meridian	12-1 W
4/23	Squalicum	10-0 W
4/25	@ Lakewood	6-1 W
4/26	Oak Harbor	2-1 W
5/2	Cedarcrest	2-0 W
5/4	Burlington-Edison	5-1 W
5/9	Anacortes	5-4 L
5/11	Burlington-Edison	7-2 W
5/18	Ellensburg	3-2 W
5/18	@ North Kitsap	8-4 W
5/24	@ Columbia River	

NO.	NAME	POS.	GR.	NO.	NAME	POS.	GR.
3	Austin Tolsma	P/OF	12	21	Adason Holzer	IF	11
5	Lane Simonsen	P/INF	12	22	Cooper Moore	IF	12
7	River Langstraat	INF	12	23	Brody Price	P/OF	10
8	Dane Marti	P/INF	10	24	Trey Baar	P/OF	12
10	Tristan Thomas	P/C	11	25	Dawson VanDalen	C	9
11	Gavin Guttormson	P/OF	10	29	Dylan Reyes	IF	11
12	Spencer Adams	P/INF	10	35	Jax Baar	P/INF	10
15	Jaydin Oaks	OF	11	40	Eli Dimter	P/INF	9
18	Gordy Bedlington	P/INF	9	42	Kael Stapleton	P/OF	12
20	Tyler Hanson	P/OF	11	44	Matthew Carroll	P/INF	10

City: Lynden
 School District: Lynden
 Colors: Green, Gold
 Principal: Ian Freeman
 Superintendent: David VanderYacht
 Athletic Director: Mike McKee
 Head Coach: Cory White
 Assistant Coaches: Steven Anderson, Ben Prink, Brock Moffitt, Mike Regis, Troy Slayton





2024

STATE BASEBALL

SEMIFINALS & FINALS - JOE MARTIN STADIUM (BELLINGHAM)

1A

MAY 18

MAY 18

MAY 24

MAY 25

#11 Kiona-Benton 0

#1

#6 Meridian 1

#6 Meridian 3

#9

#6 Meridian

#14 Vashon Island 0

#2

#3 Seton Catholic 0

#3 Seton Catholic 10

#13 - 4pm - Joe Martin Stadium (Bellingham)

#10 Freeman 0

#3

#7 La Center 2

#7 La Center 6

#10

#2 Cedar Park Christian

#15 Chelan 0

#4

#2 Cedar Park Christian 4

#2 Cedar Park Christian 18

#16 - 7pm - Joe Martin Stadium (Bellingham)

#12 Lakeside 0

#5

#5 Tenino 12

#5 Tenino 3

#11

#5 Tenino

#13 Lynden Christian 3

#6

#13 Lynden Christian 2

#4 Naches Valley 1

#14 - 7pm - Joe Martin Stadium (Bellingham)

#9 Cashmere 3

#7

#8 Overlake-Bear Creek 5

#8 Overlake-Bear Creek 14

#12

#8 Overlake-Bear Creek

#16 Toppenish 2

#8

#1 Bellevue Christian 3

#15 - 1pm - Joe Martin Stadium (Bellingham)

#1 Bellevue Christian 12



Gesa



@WIAAWA

FOLLOW ALONG



WIAA LIVE APP

STATE CHAMPIONS

2ND PLACE

3RD PLACE

4TH PLACE

WIAA.COM/BASEBALL

CEDAR PARK CHRISTIAN EAGLES



SEASON RECORD: 20-5


DATE	OPPONENT	SCORE
3/9	@ Anacortes	4-0 L
3/9	@ Burlington-Edison	10-9 L
3/12	Monroe	4-2 W
3/14	King's	10-0 W
3/16	Lynden Christian	4-2 W
3/18	@ Granite Falls	11-0 W
3/20	Granite Falls	15-1 W
3/22	@ South Whidbey	7-4 W
3/26	South Whidbey	10-0 W
3/28	Sultan	10-0 W
4/2	University Prep.	10-0 W
4/3	@ University Prep.	1-0 L
4/8	@ Juanita	7-6 W
4/11	@ Sultan	25-4 W
4/15	Overlake	1-0 W
4/17	@ Overlake-Bear Creek	3-2 L
4/19	@ Liberty (Renton)	2-0 W
4/22	@ King's	6-2 W
4/27	@ Tenino	6-4 W
4/29	Lake Washington	1-0 L
5/4	Blaine	6-0 W
5/4	Lynden Christian	9-3 W
5/11	@ Meridian	4-2 W
5/18	Chelan	18-0 W
5/18	La Center	4-2 W
5/24	Meridian	

NO.	NAME	POS.	GR.	NO.	NAME	POS.	GR.
1	Lleyton Daily	P/INF	12	12	Jeremiah Halim	OF/INF	10
2	Dylan Hicks	3B/P	12	13	Andy Penrod	OF	10
3	Evan Graham	OF	12	15	Grady Gallagher	C/P	10
4	Gregory Roy	INF/P	11	17	Riley Bonar	C/OF	9
5	Lyal Viers	OF	10	20	Lucas Rezac	INF	11
6	Nathan Welch	INF/OF	11	21	Lincoln Meyers	OF	10
7	Noah Schulz	3B	11	22	Shane Booth	INF	10
8	Chris Pruitt	1B	12	23	Will Peters	OF/P	11
9	Keller Standish	P/1B	12	24	Adam Haight	SS/P	12
11	Daniel Deibler	OF	11	25	Eli Belcher	P/INF	9

City: Bothell
 Colors: Navy, Gold
 Principal: Garron Smith
 Superintendent: Blair Bryant
 Athletic Director: Ron Moisant
 Head Coach: Matt Stevens
 Assistant Coaches: John Easterly,
 Kurt Roy, AJ Stedford, Sam
 Bradshaw



MERIDIAN TROJANS



SEASON RECORD: 18-7

DATE	OPPONENT	SCORE
3/11	@ Coupeville	20-6 W
3/13	Friday Harbor	33-0 W
3/15	@ Granite Falls	17-7 W
3/19	@ Squalicum	13-0 W
3/21	Lakewood	4-2 L
3/26	@ Oak Harbor	3-2 L
3/28	Bellingham	7-2 W
4/1	@ Sedro-Woolley	9-2 L
4/2	Nooksack Valley	5-1 W
4/4	@ Brewster	24-15 W
4/5	@ Cashmere	10-7 W
4/9	@ Lynden Christian	2-1 L
4/10	@ Blaine	7-4 W
4/12	Mount Vernon	13-11 L
4/16	@ Burlington-Edison	7-4 W
4/17	Mount Baker	10-0 W
4/19	Lynden	12-1 L
4/23	@ Ferndale	9-8 W
4/25	@ Sehome	8-5 W
4/26	@ Anacortes	5-1 W
5/4	South Whidbey	1-0 W
5/4	King's	2-0 W
5/11	Cedar Park Christian	4-2 L
5/18	Kiona Benton	3-0 W
5/18	@ Seton Catholic	1-0 W
5/24	@ Cedar Park Christian	

NO.	NAME	POS.	GR.	NO.	NAME	POS.	GR.
1	Kelley Gray	INF/OF	11	10	Lincoln Hoefler	1B/P	11
2	Jacob Amundson	INF/P	12	11	Nate Payne	P/OF	9
3	Ian Forbes	C/P	12	12	Gabe Galbraith	C/INF	9
6	Trey Alexander	INF/OF	9	13	Pierce Brzozowski	INF/P	9
7	Jonah Aase	P/OF	11	17	Landon Rowley	1B/P	9
8	Tyson Timmer	OF	12	20	Carson Campbell	OF	11
9	Silas Berschauer	INF/P	12	33	Tristan Wang	OF	11

City: Bellingham
 School District: Meridian
 Colors: Black, White
 Principal: Derek Forbes
 Superintendent: Dr. James Everrett
 Athletic Director: Bryant
 Michaelson
 Head Coach: Steve Slesk
 Assistant Coaches: Tait Slesk,
 Shayne Honcoop



OVERLAKE-BEAR CREEK GROWLS



SEASON RECORD: 17-8

DATE	OPPONENT	SCORE
3/9	Montesano	7-2 W
3/9	Tenino	12-2 L
3/12	@ Bellevue Christian	4-2 L
3/13	Lynden Christian	3-2 L
3/16	@ Sedro-Woolley	8-5 W
3/16	Sehome	3-2 W
3/18	@ King's	2-0 W
3/20	King's	3-0 L
3/22	@ Sultan	6-4 L
3/25	Sultan	7-0 W
3/28	Mount Vernon Christian	22-1 W
4/10	South Whidbey	2-1 W
4/12	@ South Whidbey	7-6 L
4/15	@ Cedar Park Christian	1-0 L
4/17	Cedar Park Christian	3-2 W
4/19	@ Granite Falls	16-3 W
4/22	Granite Falls	10-0 W
4/24	@ University Prep.	11-1 W
4/26	University Prep.	2-0 W
5/4	@ Lynden Christian	8-0 L
5/4	Blaine	2-1 W
5/11	@ King's	4-3 W
5/11	@ Lynden Christian	5-3 W
5/18	Cashmere	14-3 W
5/18	@ Bellevue Christian	5-3 W
5/24	@ Tenino	

NO.	NAME	POS.	GR.	NO.	NAME	POS.	GR.
2	Zaden Gauthier	IF/C	11	14	Dhruv Nair	IF	10
3	Alex Hoss	OF	10	15	Sule Tian	OF	9
4	Michael Komola	IF	12	16	Derek Maly	C	9
5	Hank Davidson	OF	10	17	Alex Komola	OF	10
6	Jaxon Fowler	C	12	18	Brendan Winkler	IF	9
7	Anirudh Sridharan	IF	11	19	Daniel Weintraub	OF	9
8	Tor Hermansen	1B	12	21	Finn Hermansen	OF	9
10	Andrew Kafchinski	IF	9	22	Max Bieber	OF	11
12	Joseph Kosted	OF	10				

City: Redmond
 Colors: Green, Gold
 Principal: Marshall McCurties
 Superintendent: Eric Temple
 Athletic Director: John Wiley
 Head Coach: Mike Davidson
 Assistant Coaches: Tom Sugano,
 Ryan Eldridge, Lucas Shekeryk,
 Alex Gallant, Gary Long



TENINO BEAVERS



SEASON RECORD: 19-6

DATE	OPPONENT	SCORE
3/9	@ Overlake	12-2 W
3/11	@ Toledo	17-7 W
3/13	Rochester	10-7 W
3/26	@ Montesano	10-6 W
3/28	Eatonville	18-3 W
3/28	Eatonville	13-0 W
3/30	Hoquiam	13-0 W
3/30	Hoquiam	14-7 W
4/2	@ Cle Elum	5-2 W
4/3	@ East Valley (Yakima)	10-5 W
4/3	@ Zillah	11-1 W
4/9	Centralia	3-1 L
4/13	@ Elma	3-2 W
4/13	@ Elma	3-2 L
4/16	Eatonville	15-1 W
4/20	Montesano	6-3 L
4/20	Montesano	16-11 L
4/23	@ Hoquiam	13-1 W
4/27	Cedar Park Christian	6-4 L
4/30	Elma	3-2 W
5/6	King's Way Christian	9-2 W
5/7	@ La Center	3-1 W
5/11	Seton Catholic	11-0 L
5/18	Lakeside	3-0 W
5/18	Lynden Christian	12-2 W
5/24	Overlake-Bear Creek	

NO.	NAME	POS.	GR.	NO.	NAME	POS.	GR.
1	Zeke Haskins	OF	11	9	Will Feltus	OF	11
2	Cody Strawn	IF/P	12	10	Jack Burkhardt	IF/P	11
3	Hunter Sweet	OF	11	11	Preston Snider	UTL	11
4	Carson Hart	UTL	12	12	Jaxon Gore	OF	11
5	Kolton Sheldon	IF	10	14	Leland White	UTL	10
6	Michael Vassar	UTL	11	15	Mason Metcalf	OF	9
7	Austin Gonia	C	11	16	Marvin Phillips	OF	10
8	Kellan Knox	IF/P	12				

City: Tenino
 School District: Tenino
 Colors: Red, Black
 Principal: Scott Hyder
 Superintendent: Clint Endicott
 Athletic Director: Nick Bamer
 Head Coach: Ryan Schlessler
 Assistant Coaches: Jared Hadaller,
 Jacob Conklin





2024

STATE BASEBALL

SEMIFINALS & FINALS - JOHNSON-O'BRIEN STADIUM (EPHRATA)

2B

MAY 14

MAY 18

MAY 24

MAY 25

#11 Okanogan 1

#1

#6 NW Christian 8

#6 NW Christian 6

#5

#3 Adna

#3 Adna 9

#9 - 10am - Johnson-O'Brien Stadium (Ephrata)

#10 Asotin 2

#2

#10 Asotin 0

#7 Liberty Bell 1

#6

#2 Tri-Cities Prep

#2 Tri-Cities Prep 2

#12 - 4pm - Johnson-O'Brien Stadium (Ephrata)

#12 Coupeville 0

#3

#5 Napavine 7

#5 Napavine 11

#7

#4 River View

#4 River View 9

#10 - 1pm - Johnson-O'Brien Stadium (Ephrata)

#9 Ilwaco 6

#4 - Nov. 8

#9 Ilwaco 3

#8 Cle-Elum Roslyn 5

#8

#1 Toutle Lake

#1 Toutle Lake 8

#11 - 10am - Johnson-O'Brien Stadium (Ephrata)



Gesa



@WIAAWA

FOLLOW ALONG



WIAA LIVE APP

STATE CHAMPIONS


2ND PLACE

3RD PLACE

4TH PLACE

WIAA.COM/BASEBALL

ADNA PIRATES



SEASON RECORD: 21-4

DATE	OPPONENT	SCORE
3/13	@ Napavine	7-4 L
3/14	Napavine	5-1 W
3/15	@ Ilwaco	10-0 L
3/18	@ Winlock	16-0 W
3/18	@ Winlock	24-2 W
3/22	@ Kalama	7-4 W
3/23	Kalama	13-8 W
3/29	Rainier	13-1 W
3/29	Rainier	8-0 W
4/8	@ Toledo	4-0 W
4/9	Toledo	7-0 W
4/12	@ Morton-White Pass	22-0 W
4/13	Morton-White Pass	6-0 W
4/13	Morton-White Pass	25-1 W
4/17	Toutle Lake	4-3 W
4/18	@ Toutle Lake	2-0 L
4/19	Pe Ell/Willapa Valley	9-7 W
4/22	Wahkiakum	11-1 W
4/22	Wahkiakum	12-7 W
4/26	Onalaska	16-2 W
5/1	Onalaska	13-0 W
5/3	Kalama	4-3 W
5/7	Napavine	10-9 W
5/10	Toutle Lake	8-3 L
5/18	Northwest Christian (Colbert)	9-8 W
5/24	@ Tri-Cities Prep	

NO.	NAME	POS.	GR.	NO.	NAME	POS.	GR.
1	Tristan Percival	CF/LHP	12	20	Naillon Ramirez	C/2B	9
2	Luke Mohny	LF/SS	11	21	Owen Fagernes	1B/RHP	11
3	Reid Caviness	SS	12	22	Beau Miller	3B/RHP	9
5	Mat Roundtree	LF/RF	11	25	Preston Cardin	3B	9
6	Anthony Ulrich	2B	12	30	Brody Richards	3B/RHP	9
7	Ty Bodenhamer	RF/1B	11	31	Treven Willis	RF	9
9	Jack Pennington	1B/LHP	9	32	Bryce Pine	2B/RF	10
10	Aiden Percival	CF/LHP	8	37	Danner Hoinowski	C/RHP	11
16	Cash Smith	2B	9	42	James Toland	RF	12
19	Talan Guerrero	2B	8	44	Cameron Nakano	RF/LHP	10

City: Chehalis
 School District: Adna
 Colors: Blue, Gold
 Principal: John Johnson
 Superintendent: Thad Nelson
 Athletic Director: Luke Salme
 Head Coach: Jake Overbay
 Assistant Coaches: Ty Housden,
 Mike Rose



RIVER VIEW PANTHERS



SEASON RECORD: 22-3

DATE	OPPONENT	SCORE
3/12	Cle Elum	8-2 L
3/12	Cle Elum	11-4 W
3/15	@ College Place	19-2 W
3/15	@ College Place	19-4 W
3/19	@ Goldendale	13-2 W
3/19	@ Goldendale	19-3 W
3/23	@ Tri-Cities Prep	4-1 W
3/23	@ Tri-Cities Prep	3-0 W
3/26	Prosser	6-4 W
3/26	Prosser	11-1 W
3/28	Jenkins (Chewelah)	5-4 L
4/1	@ Brewster	6-2 W
4/9	Kiona Benton	5-4 W
4/9	Kiona Benton	15-0 W
4/12	@ Walla Walla Valley Academy	29-0 W
4/12	@ Walla Walla Valley Academy	21-0 W
4/19	Columbia (Burbank)	12-1 W
4/19	Columbia (Burbank)	14-0 W
4/23	Ephrata	5-2 W
5/3	Warden	5-4 W
5/3	Warden	12-3 W
5/6	White Swan	12-0 W
5/8	Kittitas	10-4 W
5/10	Tri-Cities Prep	11-0 L
5/18	Napavine	9-7 W
5/24	@ Toutle Lake	

NO.	NAME	POS.	GR.	NO.	NAME	POS.	GR.
1	Hyatt Clark	P/OF	11	14	Justin Smith	1B	10
3	Dre Dimond	P/OF	10	15	Jaden Eldridge	OF	11
4	Clayton Taylor	SS	9	16	Brock Rose	C	12
5	Zack Benton	P/2B	11	18	Logan Harper	P/OF	10
7	Hunter DelaVega	1B	11	21	Wyatt Curtis	P/OF	10
9	Karson Rawlings	P/3B	10	21	Devin Nelson	C	12
10	Tristynn Skellenger	OF	10	22	Trayce Teagle	P/SS	10
12	Connor Harper	P/2B	12	25	Nate Clinton	P/1B	12
13	Aiden Tyutyunnik	C	9	34	Riley Whitlow	P/3B	12

City: Kennewick
 School District: River View
 Colors: Red, Black
 Principal: Chris Davis
 Superintendent: Bryan Long
 Athletic Director: Ryan Helms
 Head Coach: Brian Eisenbarth
 Assistant Coaches: Clayton
 Rawlings, Shawn Harper, Dreyden
 Devers



TOUTLE LAKE FIGHTING DUCKS



NO.	NAME	POS.	GR.	NO.	NAME	POS.	GR.
1	Corban Montgomery	IF/OF	9	21	Jacob Nicholson	1B/OF	12
5	Jacob Gorley	1B/UTL	10	22	Ryan Kilponen	2B/SS	9
6	River Moss	P/OF	11	23	Erik Lender	OF/UTL	10
7	Oliver Foster	IF/UTL	9	24	Jaeger Johnson	P/UTL	11
8	Kale Kimball	C/3B	12	34	Josh Hanson	C/3B	9
9	Easton White	C/3B	10	44	Dylan Fraidenburg	P/OF	12
10	Zach Swanson	P/DH	12	45	Connor Cox	P/SS	12
12	Connor Holverson	OF/IF	11	99	Dominic Rivera	P/OF	10
20	Owen Foster	OF/UTL	10				


SEASON RECORD: 23-2

DATE	OPPONENT	SCORE
3/9	@ Mossyrock	15-0 W
3/13	Toledo	4-3 W
3/14	@ Toledo	9-2 W
3/18	Onalaska	11-0 W
3/18	Onalaska	15-0 W
3/22	Napavine	5-4 L
3/23	@ Napavine	14-5 W
3/28	Ilwaco	6-0 W
3/29	@ Morton-White Pass	8-3 W
3/29	@ Morton-White Pass	11-1 W
4/8	@ Wahkiakum	17-2 W
4/9	Wahkiakum	10-1 W
4/12	@ Winlock	15-0 W
4/13	Winlock	13-0 W
4/17	@ Adna	4-3 L
4/18	Adna	2-0 W
4/22	@ Rainier	13-0 W
4/22	@ Rainier	15-3 W
4/26	Kalama	4-1 W
4/27	@ Kalama	10-0 W
4/29	Naselle	11-3 W
5/3	Pe Ell/Willapa Valley	11-1 W
5/7	@ Ilwaco	7-1 W
5/10	@ Adna	8-3 W
5/18	Ilwaco	8-3 W
5/24	River View	

City: Toutle
 School District: Toutle Lake
 Colors: Blue, White
 Principal: Henry Karnofski
 Superintendent: Scott Fenter
 Athletic Director: Chris Byrd
 Head Coach: Chris Byrd
 Assistant Coaches: Dillon Anderson, Jacob Green, Jerry Johnson, Zach Vetter



TRI-CITIES PREP



NO.	NAME	POS.	GR.	NO.	NAME	POS.	GR.
1	Samuel Deleon III	INF/P	9	10	Will Balcom	INF/P	11
2	Jarrett Garza	INF/P	10	11	Henry Douglas	OF/P	12
3	Ethan Hedgpeth	C	12	14	Alex Staley	OF	11
4	Jameson Elliott	OF/P	10	15	Jacob Sherfey	OF	10
5	Aiden McCabe	INF/P	10	16	Caleb Sherfey	P/INF	12
7	Brycen Calderon	INF/P	9	17	Michael McCabe	INF/P	11
8	Brody Martens	INF	9	25	Joshua Nolan	OF	11
9	Tilden Shumway	C/P	9	28	Owen Janke	UTL/P	11

SEASON RECORD: 22-2

DATE	OPPONENT	SCORE
3/9	Northwest Christian (Colbert)	10-0 W
3/9	Northwest Christian (Colbert)	12-5 W
3/14	White Swan	26-0 W
3/14	White Swan	11-1 W
3/18	Medical Lake	17-7 W
3/18	Medical Lake	19-0 W
3/23	River View	4-1 L
3/23	River View	3-0 L
3/26	East Valley (Yakima)	7-2 W
3/30	@ Goldendale	8-0 W
3/30	@ Goldendale	10-0 W
4/9	@ Ephrata	15-8 W
4/13	@ Columbia (Burbank)	12-2 W
4/13	@ Columbia (Burbank)	18-4 W
4/22	Warden	9-0 W
4/22	Warden	5-1 W
4/26	@ Walla Walla Valley Academy	45-1 W
4/26	@ Walla Walla Valley Academy	13-1 W
5/1	Kittitas	11-2 W
5/1	Kittitas	12-2 W
5/6	Goldendale	19-0 W
5/8	@ Cle Elum	7-2 W
5/10	@ River View	11-0 W
5/18	Asotin	2-0 W
5/24	Adna	

City: Pasco
 Colors: Navy, Vegas Gold
 Principal: Lisa Jacobs, Matt Potter
 Superintendent: Lisa Jacobs
 Athletic Director: Kyle Cairns
 Head Coach: Jason Jarrett
 Assistant Coaches: Marc Nelson, Dave Price





2024

STATE BASEBALL

SEMIFINALS & FINALS - JOHNSON-O'BRIEN STADIUM (EPHRATA)

1B

MAY 14

MAY 18

MAY 24

MAY 25

#11 Riverside Christian 3

#1

#6 Northport 0

#6 Northport 13

#5

#3 Almira Coulee Hartline

#3 Almira Coulee Hartline 1

#9 - 4pm - Johnson-O'Brien Stadium (Ephrata)

#10 Pomeroy 1

#2

#7 Orcas Island 3

#7 Orcas Island 2

#6

#2 Naselle

#2 Naselle 6

#12 - 7pm - Johnson-O'Brien Stadium (Ephrata)

#12 Moses Lk Chr-Covenant Chr 3

#3

#5 DeSales 13

#5 DeSales 24

#7

#5 DeSales

#4 Crosspoint 2

#10 - 7pm - Johnson-O'Brien Stadium (Ephrata)

#9 Mossyrock 0

#4 - Nov. 8

#8 Mount Vernon Christian 1

#8 Mount Vernon Christian 3

#8

#1 Liberty Christian

#1 Liberty Christian 9

#11 - 1pm - Johnson-O'Brien Stadium (Ephrata)



Gesa



@WIAAWA

FOLLOW ALONG



WIAA LIVE APP

STATE CHAMPIONS

2ND PLACE

3RD PLACE

4TH PLACE

WIAA.COM/BASEBALL

ALMIRA COULEE HARTLINE WARRIORS



SEASON RECORD: 20-2


DATE	OPPONENT	SCORE
3/16	@ Odessa	17-0 W
3/16	@ Odessa	18-5 W
3/23	Selkirk	32-1 W
3/23	Selkirk	18-0 W
3/26	Wellpinit	17-1 W
3/26	Wellpinit	16-1 W
3/28	Omak	6-0 W
3/30	Wilbur-Creston-Keller	17-2 W
3/30	Wilbur-Creston-Keller	14-4 W
4/9	Curlew	37-0 W
4/9	Curlew	7-2 W
4/13	Mary Walker	15-0 W
4/13	Mary Walker	15-5 W
4/16	@ Manson	10-2 L
4/27	Republic	34-0 W
4/27	Republic	32-2 W
4/30	@ Brewster	8-6 W
5/4	@ Northport	11-5 W
5/4	@ Northport	13-0 W
5/11	Pomeroy	15-5 W
5/11	Liberty Christian	6-1 L
5/18	Northport	1-0 W
5/24	@ Naselle	

NO.	NAME	POS.	GR.	NO.	NAME	POS.	GR.
2	Caden Correia	INF/C/P	10	15	Brody Pitts	INF	9
4	William Allsbrook	OF	11	17	Brady Roberts	OF	10
5	Jameson Conley	INF/P	11	20	Grayson Beal	INF/C/P	11
6	Harvest Parrish	UTI	10	21	John Pierce	INF	12
7	Kayden Casimir	INF	11	22	Toby Schmauder	OF/P	11
10	Jaxon Baergen	OF/P	12	23	Nathan Hinkle	INF/P	12
11	Carter Pitts	INF/C/P	11	24	Kayle Casimir	C	11
13	Josh Booker	OF	10				

City: Coulee City
 School District: Coulee Hartline
 Colors: Black, Silver, Crimson
 Principal: Kelley Boyd
 Superintendent: Kelley Boyd, Dan Read
 Athletic Director: Brandon Walsh
 Head Coach: Hunter Lee
 Assistant Coaches: Kaz Lee, Graham Grindy, Mike Correia



DESALES IRISH



SEASON RECORD: 21-4

DATE	OPPONENT	SCORE
3/16	Lind-Ritzville-Sprague	19-0 W
3/16	Lind-Ritzville-Sprague	25-2 W
3/19	@ Columbia (Burbank)	13-3 W
3/19	@ Columbia (Burbank)	30-0 W
3/26	Sunnyside Christian	20-0 W
3/26	Sunnyside Christian	11-1 W
4/1	Elma	8-7 L
4/6	Liberty Christian	10-8 W
4/6	Liberty Christian	12-1 L
4/9	@ Liberty Christian	7-4 L
4/13	Touchet	14-4 W
4/13	Touchet	15-0 W
4/16	@ Touchet	12-0 W
4/17	@ Sunnyside Christian	17-2 W
4/23	Asotin	3-2 W
4/23	Asotin	5-4 L
4/26	Waitsburg	10-0 W
4/26	Waitsburg	19-1 W
4/30	Waitsburg	15-1 W
5/3	Garfield-Palouse	19-6 W
5/3	Sunnyside Christian	12-1 W
5/11	Odessa	17-1 W
5/11	Sunnyside Christian	10-0 W
5/14	Moses Lake Chr - Covenant Chr	24-3 W
5/18	@ Crosspoint	13-2 W
5/24	@ Liberty Christian	

NO.	NAME	POS.	GR.	NO.	NAME	POS.	GR.
2	Braeden McCauley	UTL	9	18	Trey McCauley	OF/P	9
3	Cohen Wood	UTL	9	20	Billy Holtzinger	P/3B	11
5	Javier Guizar	OF	11	21	Cade McCollaugh	2B/P	12
7	Daniel Balof	OF	12	24	Sean Sollars	OF	12
8	Sam Kolb	INF/P/C	9	28	Connor Nunes	OF/P/C	10
10	Hudson Hall	C	9	31	Nicholas Chvatal	OF	9
11	Malachi Raymond	INF/P	9	33	Jake Wilson	OF	12
14	Ben Garcia	OF	9	35	Remy Arceo	1B	12
15	Sal Sisk	P/INF	11				

City: Walla Walla
 Colors: Green, Gold
 Principal: John Lesko
 Superintendent: Curtis Seidel
 Athletic Director: Nick Hazeltine
 Head Coach: Keith Woelber
 Assistant Coaches: Bill Chase, Eric Wood



LIBERTY CHRISTIAN PATRIOTS



SEASON RECORD: 23-1


DATE	OPPONENT	SCORE
3/9	Kiona Benton	7-6 W
3/9	Kiona Benton	13-3 W
3/21	Prairie	5-3 W
3/21	Bandon	10-3 W
3/22	North Star Charter	5-0 W
3/22	Clearwater Valley	9-3 W
3/26	@ Touchet	3-0 W
3/30	Touchet	20-1 W
3/30	Touchet	22-0 W
4/6	@ DeSales	10-8 L
4/6	@ DeSales	12-1 W
4/9	DeSales	7-4 W
4/13	Waitsburg	10-0 W
4/13	Waitsburg	14-1 W
4/16	Waitsburg	10-6 W
4/20	@ Sunnyside Christian	15-1 W
4/20	@ Sunnyside Christian	12-2 W
4/23	Sunnyside Christian	10-3 W
4/27	Pomeroy	10-0 W
4/27	Pomeroy	22-0 W
5/3	Pomeroy	11-1 W
5/11	Northport	16-1 W
5/11	@ Almira-Coulee-Hartline	6-1 W
5/18	Mount Vernon Christian	9-1 W
5/24	DeSales	

NO.	NAME	POS.	GR.	NO.	NAME	POS.	GR.
1	Dawson Mooney		11	12	Ryan Powell		10
3	Ethan Butcher		10	14	Chase Whitmore		9
4	Trenten Ralston		10	15	Christopher Aldridge		10
6	Joey Isley		11	20	Charlie Branning		11
7	Adam Siever		9	21	Grant Williamson		11
8	Perry Pottle		11	45	Tommy Matheson		9

City: Richland
 Colors: Red, White, Blue
 Superintendent: Jim Cochran
 Principal: Karen Bjur
 Athletic Director: Chris Hererra
 Head Coach: Brett Mooney
 Assistant Coaches: Jimmy Jarrett,
 Jadon Meador, Matt Ott



NASELLE COMETS



SEASON RECORD: 16-3

DATE	OPPONENT	SCORE
3/16	Mount Vernon Christian	4-1 W
3/20	@ Wahkiakum	11-1 W
3/21	@ Oakville	15-1 W
3/23	Pe Ell/Willapa Valley	4-1 L
4/4	@ Raymond-South Bend	17-1 W
4/6	Castle Rock	12-2 W
4/10	@ Mossyrock	1-0 L
4/15	@ Lake Quinalt	14-0 W
4/16	@ Ocosta	14-3 W
4/18	Taholah	17-0 W
4/19	Ocosta	14-4 W
4/22	Oakville	10-1 W
4/23	@ Wishkah Valley	22-1 W
4/29	@ Toutle Lake	11-3 L
5/1	Mossyrock	10-0 W
5/2	Mary M. Knight	31-0 W
5/7	Oakville	9-1 W
5/9	@ Mossyrock	11-0 W
5/18	Orcas Island	6-3 W
5/24	Almira Coulee Hartline	

NO.	NAME	POS.	GR.	NO.	NAME	POS.	GR.
3	Kingston Quashnick	LF	10	14	Ethan Hayes	RF	8
4	Blythe Engelson	1B/P	8	16	Leith Chadwick	3B/2B	10
5	Jacob Lindstrom	C/2B	11	20	Kyle Eastham	LF	10
6	Trajen Ford	2B/P/RF	10	22	Gunnar Gill	CF	10
9	Dean Helvey	P/3B	12	23	Carsen Bisbing	2B	10
10	Logan Quashnick	1B	11	24	Jack Strange	SS	11
11	Kyle Pakenen	3B	9	26	Eli Gardner	C/SS	8
13	Scott Henington	CF	10	35	William Anderson	RF/P	11
				44	Garett Boggs	C	9

City: Naselle
 School District: Naselle-Grays
 River Valley
 Colors: Navy Blue, Gold
 Principal: Justin Laine
 Superintendent: Lisa Nelson
 Athletic Director: Marie Green
 Head Coach: Randy Lindstrom
 Assistant Coaches: Chris
 Walkowiak, Travis Boggs



TOURNAMENT HISTORY

SCHOOL	ENTRIES	1ST	2ND	3RD	4TH	W	L	LAST APPEARANCE
Aberdeen	4	–	–	–	–	0	4	2012
AC Davis	9	–	2	1	–	12	9	2006
Adna	15	1	3	3	1	26	15	2023
Almira–Coulee–Hartline	13	3	3	1	–	17	11	2023
Almira–Hartline (now ACH)	1	–	–	–	–	0	1	1974
Anacortes	17	–	–	5	2	16	16	2022
Archbishop Murphy	12	1	–	2	–	17	10	2023
Holy Cross-Now AB Murphy	2	1	–	–	–	4	1	2004
Arlington	6	–	–	–	–	3	6	2019
Asotin	22	2	2	4	2	32	22	2019
Auburn	13	–	2	1	1	14	14	2022
Auburn-Mountain View	4	1	–	–	–	5	3	2015
Auburn Riverside	5	–	–	–	–	2	5	2023
Bainbridge	13	–	–	–	–	7	13	2023
Ballard	9	–	–	–	–	2	9	2001
Battle Ground	6	–	–	–	–	0	6	2017
Bellarmine	1	–	–	–	–	0	1	1999
Bellevue	4	–	–	–	–	2	4	2009
Bellevue Christian	15	1	1	–	1	14	15	2023
Bellingham	5	–	–	1	–	3	4	2012
Bethel	3	–	–	–	–	1	3	1983
Bishop Blanchet	20	2	–	1	–	15	20	2022
Black Hills	2	–	–	–	–	0	2	2017
Blaine	13	1	–	3	1	16	13	2016
Bonney Lake	8	–	1	1	–	9	7	2022
Bothell	11	1	–	–	1	7	11	2022
Bremerton	2	–	–	–	–	1	2	1984
East Bremerton (now Bremerton)	5	1	–	–	–	6	4	1977
Brewster	35	7	5	6	–	56	27	2023
Bridgeport	1	–	1	–	–	2	1	1974
Bridgeport–Pateros	4	–	–	–	–	3	4	1992
Burlington–Edison	22	1	1	2	1	20	22	2023
Camas	6	–	1	1	–	6	6	2023
Capital	20	2	3	1	2	26	21	2019
Carroll	6	1	3	–	–	9	5	1985
Cascade Christian	8	–	–	–	1	4	9	2017
Cascade–Everett	13	–	1	–	2	21	15	2016
Cascade–Leavenworth	5	–	–	–	1	4	6	2014
Leavenworth	2	–	–	–	–	0	2	1975
Peshastin–Dryden (now Cascade)	3	–	–	3	–	3	3	1983
Cashmere	16	3	–	2	3	25	16	2023
Castle Rock	16	1	1	–	1	11	17	2017
Cedar Park Christian-Bothell	15	–	4	1	1	18	16	2023
Cedarcrest (Tolt)	13	1	1	6	–	22	12	2016
Central Kitsap	10	–	–	1	–	6	10	2018
Central Valley	8	–	1	1	–	9	8	2019
Centralia	22	3	1	4	1	36	29	2018
Charles Wright	10	1	3	–	–	11	9	2018
Charles Wright/Life Christian	1	–	–	–	–	0	1	2014
Chelan	6	1	–	1	1	9	6	2023
Cheney	14	–	–	1	–	5	14	2017
Chewelah	7	--	--	1	1	7	8	2023
Chiawana	3	--	--	--	--	1	3	2022
Chief Sealth	8	–	–	1	–	4	8	1985
Chimacum	12	2	1	1	1	18	11	2012
Clarkston	13	2	–	–	2	16	14	2023
Cle Elum/Roslyn	10	--	--	--	--	1	11	2023
Cleveland	3	–	–	–	–	0	3	1988
Clover Park	4	–	1	–	–	3	4	1983
Colfax	26	4	1	–	1	28	23	2022
College Place	4	--	--	--	--	2	4	2023
Colton	27	6	7	3	–	39	23	2019
Columbia River	24	2	3	2	2	38	23	2022
Columbia–Burbank	11	–	1	–	–	4	11	2019
Columbia–White Salmon	9	–	–	3	1	9	10	2019
Colville	12	–	–	–	–	7	13	2023
Concrete	18	–	3	2	1	14	19	2017
Connell	18	2	1	2	–	17	16	2018
Coupeville	10	–	–	2	–	3	10	2023
Crosspoint	4	--	1	--	--	2	4	2023
Curlew	9	–	–	–	1	7	14	2011
Curtis	14	–	–	1	–	5	14	2022
Darrington	14	1	–	2	1	11	13	2008
Davenport	1	–	–	–	–	0	1	2014
Day Star Christian	3	–	–	–	–	0	3	2002
Dayton	1	–	–	–	–	0	1	1995
Decatur	10	–	–	–	2	7	12	2015
Deer Park	7	–	–	–	–	3	7	2023

TOURNAMENT HISTORY

SCHOOL	ENTRIES	1ST	2ND	3RD	4TH	W	L	LAST APPEARANCE
DeSales	38	19	5	4	2	99	21	2023
East Valley–Spokane	8	–	–	1	–	2	8	2016
East Valley–Yakima	12	–	1	1	1	10	13	2013
Eastlake	7	1	–	–	–	7	6	2023
Eastmont	18	1	2	3	3	32	20	2019
Eastside Catholic	17	–	1	1	–	13	17	2023
Eatonville	11	–	–	–	–	1	11	2017
Edmonds–Woodway	21	1	1	–	2	19	23	2023
Eisenhower	7	–	–	2	1	8	8	2000
Ellensburg	13	3	–	1	2	22	12	2022
Elma	10	2	–	–	1	13	9	2022
Emerald Ridge	3	–	–	–	–	0	3	2016
Entiat	1	–	–	–	–	0	1	2002
Enumclaw	17	1	1	1	–	15	16	2023
Ephrata	31	8	4	3	1	47	24	2022
Everett	5	–	–	–	–	1	5	2019
Evergreen Lutheran	5	–	1	–	–	3	5	2019
Evergreen–Seattle	3	–	–	–	–	0	3	2004
Evergreen–Vancouver	5	–	–	1	–	3	5	2004
Federal Way	16	1	3	3	–	25	14	2023
Ferndale	6	–	–	–	–	1	6	2023
Ferris	14	–	1	1	–	6	14	2011
Fife	12	–	1	–	–	7	13	2023
Forks	1	--	--	--	--	1	1	2022
Fort Vancouver	5	1	–	–	1	7	5	1996
Foss	1	–	–	–	–	0	1	1995
Foster	3	–	–	–	1	3	4	1998
Franklin	1	–	–	–	–	0	1	1973
Franklin Pierce	9	–	1	–	–	6	9	2015
Freeman	11	1	–	3	1	18	11	2019
Friday Harbor	13	–	1	1	–	10	13	2022
Garfield	3	–	–	–	–	1	3	1989
Garfield–Palouse	5	–	1	–	–	4	5	2001
Gig Harbor	13	2	–	2	–	16	11	2023
Glacier	2	–	–	–	–	0	2	1976
Glacier Peak	5	--	--	--	--	0	5	2017
Glenwood	2	–	–	–	–	1	2	2002
Goldendale	5	–	–	–	–	4	5	2010
Gonzaga Prep	11	–	–	–	–	5	11	2016
Graham Kapowsin	1	–	–	–	–	0	1	2007
Grandview	2	–	–	–	–	1	2	2023
Granger	3	–	–	–	–	0	3	1991
Granite Falls	9	1	–	–	–	5	5	2006
Hanford	24	2	1	2	–	22	22	2023
Hazen	9	–	–	–	–	3	9	2012
Heritage	2	–	–	–	–	2	2	2013
Heritage Christian	1	–	–	–	–	0	1	2001
Highland	1	–	–	1	–	1	1	1983
Highline	8	--	--	--	1	5	9	2018
Hockinson	4	–	–	–	1	2	5	2009
Hoquiam	17	2	1	2	1	25	16	2019
Hudson’s Bay	14	–	2	2	1	21	15	2023
Ilwaco	3	--	--	--	--	0	3	2023
Inglemoor	5	–	–	–	–	0	5	2019
Ingraham	5	–	–	1	–	5	5	2019
Interlake	8	1	1	–	–	10	8	2012
Issaquah	16	3	–	3	1	28	14	2022
Jackson	9	1	1	1	–	13	8	2023
Jefferson	3	–	–	–	–	0	3	2000
Juanita	15	3	1	1	3	27	15	1999
Kalama	20	–	5	2	2	30	22	2022
Kamiak	3	–	–	–	–	1	3	2010
Kamiakin	19	2	1	1	1	24	19	2023
Kelso	15	1	3	2	1	24	15	2023
Kennedy Catholic	14	2	1	–	1	16	13	2017
Kennewick	21	2	2	1	1	24	21	2023
Kent–Meridian	4	–	–	1	–	4	4	1999
Kentlake	4	–	2	–	–	8	5	2018
Kentridge	16	–	–	3	–	12	17	2014
Kentview Christian	2	–	–	–	–	0	2	2004
Kentwood	17	3	3	1	3	32	17	2017
Kettle Falls	9	–	–	–	–	2	9	2017
Kingston	5	–	–	–	–	3	5	2012
Kings’s Way Christian	6	1	1	–	–	9	5	2023
Kiona–Benton	26	3	2	5	1	27	24	2018
Kittitas	10	–	–	–	–	1	10	2017
Kittitas–Thorp	13	1	1	1	1	13	13	2018
Klahowya	8	1	–	–	–	4	7	2023

TOURNAMENT HISTORY

SCHOOL	ENTRIES	1ST	2ND	3RD	4TH	W	L	LAST APPEARANCE
Klickitat	2	–	–	–	–	0	2	2000
La Center	5	–	–	–	–	3	5	2023
LaConner	24	–	2	1	–	8	13	2016
Lacrosse–Washtucna	1	–	–	–	1	2	3	1995
Lake Quinalt	3	1	2	1	–	8	5	2013
Lake Roosevelt	3	1	–	–	–	1	3	2012
Lake Stevens	11	–	–	1	1	8	14	2017
Lake Washington	19	2	2	4	1	30	18	2023
Lakes	5	1	1	–	–	9	4	1998
Lakeside–Nine Mile Falls	14	–	–	2	1	12	15	2016
Lakeside–Seattle	4	–	1	–	–	4	4	2018
Lakewood	5	–	4	–	–	12	5	2005
LaSalle	7	1	–	–	–	5	6	2012
Lewis & Clark	6	–	–	–	–	0	6	2014
Liberty Bell	9	–	–	–	1	2	10	2022
Liberty Christian	9	1	–	4	–	9	7	2023
Liberty–Issaquah	16	1	–	2	–	17	15	2023
Life Christian Adademy	1	–	–	–	–	0	1	2015
Lincoln–Seattle	4	1	–	–	–	6	3	2023
Lincoln–Tacoma	2	–	–	–	–	0	2	1991
Lind-Ritzville	8	1	–	–	1	10	8	2012
Lind	1	–	–	–	1	2	2	1993
Ritzville	6	–	1	1	–	4	6	1992
Lind-Ritzville-Sprague	1	–	–	–	–	0	1	2013
Lindbergh	12	2	–	–	1	11	11	2013
Lummi	1	–	–	–	–	0	2	2012
Lyle	4	–	–	–	–	1	4	2002
Lynden	20	–	2	2	1	15	16	2023
Lynden Christian	9	–	1	–	–	6	9	2023
Lynnwood	11	–	1	–	2	10	13	2022
Mabton	2	–	–	1	–	2	2	1996
Mansfield	1	–	–	1	–	1	1	1973
Manson	5	–	–	1	–	4	5	2003
Mark Morris	10	1	1	1	1	14	10	2023
Mary Walker–Springdale	8	–	–	1	–	2	8	2011
Marysville–Pilchuck	10	–	–	1	1	7	11	2018
Mead	10	–	1	–	–	4	10	2018
Meadowdale	16	2	–	1	2	20	16	2013
Medical Lake	10	–	–	–	–	3	10	2016
Mercer Island	9	2	–	1	–	12	6	2022
Meridian	19	–	1	4	–	15	19	2022
Monroe	10	–	–	–	–	3	10	2023
Montesano	17	–	2	–	1	16	18	2023
Morton	11	1	1	2	2	16	14	2011
Morton-White Pass	2	–	–	–	–	2	2	2014
Moses Lake	11	2	–	–	–	13	8	2023
Mossyrock	16	–	1	3	2	20	18	2023
Mount Baker	8	–	–	2	–	5	8	2013
Mount Rainier	12	–	1	–	1	8	13	2010
Mount Rainier Lutheran	1	–	–	–	–	0	1	2014
Mount Si	8	1	–	–	1	6	8	2023
Mount Spokane	7	–	–	2	–	8	7	2022
Mount Tahoma	2	–	–	–	–	1	2	1990
Mount Vernon	18	2	–	3	–	23	16	2018
Mount Vernon Christian	2	–	1	–	–	3	2	2023
Mountain View	7	–	–	–	–	1	7	2019
Mountlake Terrace	11	–	1	–	–	5	11	2023
Muckleshoot Tribal School	1	–	–	–	–	0	1	2014
Naches Valley	27	3	2	5	4	41	28	2023
Napavine	10	–	1	1	1	11	10	2022
Naselle	12	2	1	–	–	14	10	2023
Nathan Hale	1	–	–	–	–	1	1	1980
Newport–Bellevue	19	6	2	5	2	48	15	2015
Nooksack Valley	7	–	1	–	–	4	7	2016
North Beach	6	–	1	–	–	3	6	1998
North Central	7	–	2	–	–	7	7	2004
North Kitsap	24	1	–	–	1	11	24	2023
North Mason	12	–	2	2	–	7	13	2019
North Thurston	17	1	2	–	1	17	17	2014
Northport	14	–	–	2	3	9	14	2023
Northwest Christian-Colbert	19	–	–	2	–	11	19	2023
Northwest Christian-Lacey	3	1	–	–	1	6	3	2010
O’Dea	20	4	1	1	3	33	19	2023
Oak Harbor	6	–	1	–	–	4	6	1993
Oakville	9	–	1	1	–	4	10	2014
Ocosta	5	–	–	–	–	1	5	2019
Odessa	9	–	1	3	–	7	9	2022
Odessa-Harrington	3	–	–	1	–	2	2	2017

TOURNAMENT HISTORY

SCHOOL	ENTRIES	1ST	2ND	3RD	4TH	W	L	LAST APPEARANCE
Okanogan	18	2	3	–	–	17	16	2022
Olympia	8	1	1	1	–	13	7	2023
Olympic	9	1	–	–	1	6	9	2017
Omak	12	–	–	1	2	5	14	2009
Onalaska	9	–	–	1	–	2	9	2010
Orcas Island	8	–	1	1	–	5	9	2023
Orting	1	–	–	–	–	0	1	2012
Othello	12	1	1	1	1	15	12	2009
Overlake	5	–	–	–	2	5	7	2016
Overlake-Bear Creek	4	–	–	–	–	2	4	2023
Pasco	1	–	–	–	–	1	1	1998
Pateros	6	–	1	–	1	4	7	2013
PeEll	11	–	1	1	2	12	13	2009
PeEll-Willapa Valley	3	–	1	–	–	4	3	2017
Peninsula	16	–	1	–	–	5	17	2022
Pomeroy	5	1	1	–	–	6	4	2019
Port Angeles	14	–	–	–	1	6	15	2023
Port Townsend	6	1	–	–	–	5	5	2004
Prairie	7	2	–	1	–	12	5	2007
Prosser	3	–	1	1	–	6	3	1993
Pullman	19	2	–	–	1	17	18	2011
Puyallup	27	2	2	–	2	25	26	2023
Queen Anne	1	–	–	–	–	0	1	1981
Quilcene	10	–	–	–	–	1	11	2019
Quincy	10	1	–	1	–	8	9	2022
RA Long	9	–	1	–	1	7	10	2011
Rainier	5	–	–	–	1	3	5	2019
Rainier Beach	2	–	–	–	–	1	2	1988
Rainier Christian	5	–	–	–	–	1	5	2009
Rearidan	10	–	–	1	–	3	9	2012
Redmond	15	2	1	–	1	19	14	2012
Renton	3	–	–	1	–	4	3	1982
Republic	18	2	–	1	–	12	16	2016
Richland	27	5	2	5	1	48	22	2023
Ridgefield	16	1	2	1	–	14	15	2019
River Ridge	6	–	–	–	–	3	6	2019
River View	14	–	–	1	–	8	14	2023
Riverside	1	–	–	–	–	0	1	1980
Riverside Christian	10	–	–	–	–	6	10	2023
Rochester	20	3	3	2	1	33	18	2014
Rogers-Puyallup	7	–	–	–	1	4	8	2023
Rogers-Spokane	3	–	–	–	–	0	3	2001
Rosalia	3	1	–	1	–	4	2	1995
Rosalia-Oakesdale	1	–	–	–	–	0	1	1980
Tekoa-Oakesdale-Rosalia	1	–	–	–	–	0	1	2003
Roosevelt	2	–	–	–	–	0	2	1991
Royal	9	1	–	–	1	8	9	2022
Sammamish	2	–	–	–	–	0	2	2016
Seattle Christian	11	–	1	–	3	11	11	2019
Seattle Lutheran	11	2	–	–	1	13	11	2014
Seattle Prep	15	–	–	–	2	8	15	2016
Sedro Woolley	4	–	–	–	–	1	4	2013
Sehome	21	3	3	2	1	34	19	2019
Selah	32	2	5	4	3	47	33	2023
Sequim	8	–	–	–	–	2	8	2016
Shadle Park	15	–	2	1	2	14	17	2022
Shelton	4	–	–	–	–	2	4	2022
Shorecrest	9	1	1	–	–	9	8	2009
Shoreline	3	–	–	1	–	3	3	1984
Shoreline Christian	3	–	–	–	1	2	4	2016
Shorewood	15	–	2	1	2	15	17	2023
Silas	13	1	1	1	–	12	12	2023
Skyline	12	1	2	1	1	17	12	2023
Skyview	6	1	1	1	1	12	6	2019
Snohomish	13	2	2	1	1	15	11	2017
Soap Lake	1	–	–	1	–	1	1	2014
South Bend	3	–	–	–	–	0	3	1982
South Kitsap	29	4	3	2	1	36	26	2018
South Whidbey	2	–	1	–	–	4	2	2015
Southridge	11	2	1	1	–	17	9	2023
Spanaway Lake	2	–	–	–	–	0	2	1984
Squalicum	1	–	–	1	–	3	1	2015
St George's	11	–	–	1	–	7	11	2018
St John/Endicott	–	1	–	–	–	3	1	2011
St Michael's	1	–	–	–	–	1	2	2007
Stadium	4	–	–	–	–	3	4	2023
Stanwood	2	–	–	–	–	1	2	2022
Steilacoom	6	–	–	–	–	0	6	2023

TOURNAMENT HISTORY

SCHOOL	ENTRIES	1ST	2ND	3RD	4TH	W	L	LAST APPEARANCE
Stevenson	3	–	–	1	–	3	3	1999
Sultan	1	–	–	–	–	0	1	2004
Sumner	11	–	1	1	1	12	14	2023
Sunnyside Christian	6	–	–	–	–	2	7	2023
Tacoma Baptist	7	–	–	–	1	2	8	2010
Tahoma	23	–	3	5	1	29	24	2023
Tekoa–Oakesdale–Rosalia	1	–	–	–	–	0	1	2003
Tekoa–Oakesdale	3	1	–	–	–	4	2	2011
Rosalia	3	1	–	1	–	4	2	1995
Tekoa	1	–	–	–	–	0	1	1982
Rosalia–Oakesdale	1	–	–	–	–	0	1	1980
Tenino	14	1	2	2	–	15	13	2023
Timberline	14	–	–	–	–	4	14	2023
Toledo	11	1	1	2	1	13	11	2023
Toppenish	2	–	–	–	–	0	2	2023
Todd Beamer	3	–	–	–	1	3	4	2018
Tonasket	5	–	–	–	–	1	5	2023
Touchet	8	–	2	3	–	11	8	2012
Toutle Lake	24	4	2	1	2	30	22	2023
Tri-Cities Prep	9	2	1	–	–	11	7	2023
Tumwater	12	2	1	1	–	16	9	2023
Tyee	7	–	–	–	–	5	7	2000
Union	3	–	–	–	–	1	3	2015
University Prep–Seattle	4	1	–	1	1	9	4	2022
University–Spokane	11	–	–	–	–	3	11	2015
Vashon	8	1	1	–	1	9	8	2016
Wahkiakum	13	–	1	3	1	18	14	2019
Waitsburg–Prescott	2	–	–	–	–	1	2	2012
Waitsburg	3	–	–	–	–	3	3	2001
Prescott	3	–	–	1	–	1	3	1978
Walla Walla	7	1	–	–	–	7	6	2022
Wapato	7	–	–	1	1	3	5	2000
Warden	17	–	2	2	–	8	17	2022
Washington	5	–	–	–	1	3	6	1991
Washougal	5	3	–	–	–	9	2	2000
Waterville	6	–	–	–	1	5	6	2009
Wenatchee	11	–	2	2	1	15	12	2018
West Seattle	17	–	1	–	2	9	19	2023
West Valley–Spokane	17	1	–	–	1	9	17	2022
West Valley–Yakima	21	–	2	2	1	20	22	2023
W.F. West	18	3	1	5	1	32	17	2023
White Pass	1	–	–	1	–	1	1	1973
Morton–White Pass	3	–	1	1	–	4	3	2013
White River	10	–	–	–	–	3	10	2023
White Swan	2	–	–	–	–	0	2	1987
Wilbur–Creston	15	1	–	1	–	11	13	2023
Winlock	1	–	–	–	–	1	1	1991
Wishkah Valley	6	–	–	–	–	3	6	2009
Woodinville	10	1	–	1	2	14	11	2016
Woodland	4	–	1	1	–	5	4	2014
Yelm	5	–	–	1	–	2	5	2003
Zillah	8	–	–	–	–	2	8	2019

PAST CHAMPIONS

CLASS B STATE CHAMPIONSHIP BASEBALL SCORES

Year	Champion	Score	Runner-Up
1973	Kiona-Benton	28 4	Colton
1974	Colton	3 2	Bridgeport (10 Innings)
1975	Kiona-Benton	10 5	Asotin
1976	Colton	3 1	Brewster
1977	Toutle Lake	12 11	Colton
1978	Toutle Lake	4 3	Colton
1979	Brewster	6 4	Colton
1980	Colton	11 2	Brewster
1981	Darrington	6 1	Ritzville
1982	Republic	2 1	Warden
1983	Republic	14 1	Concrete
1984	Brewster	14 3	Northbeach
1985	Asotin	12 8	Concrete
1986	Rosalia	12 7	DeSales
1987	Morton	8 1	DeSales
1988	Kittitas	4 0	Concrete
1989	DeSales	7 2	Toutle Lake
1990	Toutle Lake	16 11	Morton
1991	Toutle Lake	12 6	DeSales
1992	DeSales	14 4	Naselle
1993	DeSales	21 4	PeEll
1994	DeSales	7 1	Kalama
1995	DeSales	9 2	Kittitas
1996	DeSales	8 3	Davenport
1997	DeSales	7 3	Touchet
1998	DeSales	11 0	LaConner
1999	Tekoa-Oakesdale	9 2	LaConner
2000	DeSales	4 3	Mossyrock
2001	DeSales	9 7	Garfield/Palouse
2002	DeSales	4 3	Cedar Park Christian
2003	DeSales	5 3	Davenport
2004	DeSales	18 1	Lake Quinault
2005	DeSales	4 0	Wahkiakum
2006	DeSales	7 6	Lind-Ritzville

CLASS 1B STATE CHAMPIONSHIP BASEBALL SCORES

2007	Liberty Christian	8 7	Pateros
2008	Lake Quinault	18 7	Colton
2009	Wilbur-Creston	10 4	Touchet
2010	Almira/Coulee-Hartline	8 3	Colton
2011	St. John-Edicott	10 3	Almira Coulee Hartline
2012	Colton	11 1	Almira Coulee Hartline
2013	Lake Quinault	8 5	Liberty Christian
2014	Colton	2 1	Oakville
2015	Riverside Christian	2 0	Pomeroy
2016	Colton	8 1	Evergreen Lutheran
2017	Pomeroy	6 3	Almira Coulee Hartline
2018	Almira Coulee Hartline	8 4	Colton
2019	Almira Coulee Hartline	10 0	Odessa
2020	No Tournament due to COVID-19		
2021	No Tournament due to COVID-19		
2022	Naselle	5 3	Crosspoint
2023	Naselle	4 2	Mount Vernon Christian

CLASS 2B STATE CHAMPIONSHIP BASEBALL SCORES

2007	LaSalle	11 4	White Pass
2008	DeSales	29 7	Adna
2009	NW Christian (Lacey)	11 10	DeSales
2010	Seattle Lutheran	10 6	Colfax
2011	Seattle Lutheran	7 1	Warden
2012	DeSales	9 2	Asotin
2013	DeSales	5 0	Adna

2014	DeSales	12 2	Napavine
2015	Adna	4 2	Colfax
2016	Toledo	4 1	Pe Ell/Willapa Valley
2017	Colfax	5 3	Tri-Cities Prep
2018	Tri-Cities Prep	14 7	Brewster
2019	Asotin	2 0	Kalama
2020	No Tournament due to COVID-19		
2021	No Tournament due to COVID-19		
2022	Brewster	7 6	Toutle Lake
2023	Tri-Cities Prep	5 4	Adna

CLASS 1A STATE CHAMPIONSHIP BASEBALL SCORES

Year	Champion	Score	Runner-Up
1973	Washougal	1 0	Carroll
1974	Washougal	4 0	Carroll
1975	Carroll	5 4	North Mason
1976	Orting	8 3	Ephrata
1977	Ephrata	9 3	Orting
1978	Washougal	8 0	Carroll
1979	Okanogan	7 3	Charles Wright
1980	Charles Wright	1 0	Ephrata
1981	Ephrata	3 2	Charles Wright
1982	Ephrata	11 0	North Mason
1983	Ephrata	10 6	Ridgefield
1984	Connell	3 2	Meridian
1985	Ephrata	8 4	Toledo
1986	Tenino	1 0	Columbia (Burbank)
1987	Ephrata	8 6	Castle Rock
1988	Castle Rock	3 0	Prosser
1989	Ephrata	10 5	Montesano
1990	Blaine	5 2	Connell
1991	Naches Valley	5 4	Rochester
1992	Connell	11 9	Charles Wright
1993	Rochester	10 4	Ephrata
1994	Elma	4 1	Kiona-Benton
1995	Rochester	11 0	Kiona-Benton
1996	Kiona-Benton	7 0	Lakewood
1997	Royal	12 2	Lakewood
1998	Brewster	22 5	Okanogan
1999	Chelan	7 6	Friday Harbor
2000	Okanogan	13 1	Brewster
2001	Brewster	12 8	Okanogan
2002	Colfax	5 1	Bellevue Christian
2003	Colfax	8 1	Cedar Park Christian
2004	AB Murphy	9 0	Okanogan
2005	Brewster	5 0	Newport
2006	Brewster	5 1	Kalama
2007	Chimacum	4 2	Naches Valley
2008	Rochester	9 5	Kalama
2009	Naches Valley	8 6	Kalama
2010	Cashmere	5 4	Chimacum
2011	Chimacum	8 4	Tenino
2012	Cashmere	4 0	Naches Valley
2013	Cashmere	8 4	Montesano
2014	Naches Valley	7 1	Woodland
2015	Hoquiam	6 4	South Whidbey
2016	Vashon Island	10 6	Hoquiam
2017	King's Way Christian	5 3	Cedar Park Christian (Bothell)
2018	Freeman	6 2	King's Way Christian
2019	University Prep	8 7	Seattle Christian
2020	No Tournament due to COVID-19		
2021	No Tournament due to COVID-19		
2022	Bellevue Christian	7 1	Cedar Park Christian (Bothell)
2023	Klahowya	12 1	Naches Valley

PAST CHAMPIONS

CLASS 2A STATE CHAMPIONSHIP BASEBALL SCORES

Year	Champion	Score	Runner-Up
1998	Quincy	5 1	Tenino
1999	Ephrata	9 8	Naches
2000	Elma	10 2	Rochester
2001	Pullman	8 4	Othello
2002	Ridgefield	15 10	Ephrata
2003	Othello	8 7	Ridgefield
2004	Port Townsend	7 2	Lakewood
2005	Pullman	7 3	Lakewood
2006	Granite Falls	3 0	Rochester
2007	Sehome	6 1	Selah
2008	Sehome	8 1	East Valley (Yakima)
2009	Cedarcrest	10 6	Selah
2010	W.F. West	8 1	RA Long
2011	Burlington-Edison	7 0	Sehome
2012	Archbishop Murphy	7 6	Lynden
2013	W.F. West	12 0	Tumwater
2014	Ellensburg	2 1	Lake Washington
2015	Centralia	8 3	Selah
2016	Selah	14 3	Cedarcrest
2017	Ellensburg	5 1	W.F. West
2018	Ellensburg	2 1	Mountlake Terrace
2019	Selah	7 1	Fife
2020	No Tournament due to COVID-19		
2021	No Tournament due to COVID-19		
2022	Tumwater	1 0	Columbia River
2023	Tumwater	2 1	Lynden

CLASS 3A STATE CHAMPIONSHIP BASEBALL SCORES

Year	Champion	Score	Runner-Up
1973	Mark Morris	5 3	Enumclaw
1974	Clarkston	5 0	Mark Morris
1975	Clarkston	6 0	Ephrata
1976	East Bremerton	5 3	North Thurston
1977	Enumclaw	2 0	West Valley (Yakima)
1978	West Valley (Spokane)	2 1	Capital
1979	Capital	4 3	Centralia
1980	Hoquiam	1 0	Tahoma
1981	Eastmont	4 0	Franklin Pierce
1982	Centralia	7 1	Mount Rainier
1983	Sehome	8 2	Edmonds
1984	Olympic	6 5	Eastmont
1985	Hanford	6 2	Lynnwood
1986	Prairie	6 5	Tahoma
1987	Hanford	4 2	North Thurston
1988	North Kitsap	12 4	Tahoma
1989	Prairie	5 4	Burlington-Edison
1990	Mount Vernon	7 5	Selah
1991	Meadowdale	2 0	Hanford
1992	Mount Vernon	10 5	Sehome
1993	Centralia	4 0	Shorecrest
1994	Lindbergh	3 2	Selah
1995	Lindbergh	4 3	Capital (9 Innings)
1996	Blanchet	10 7	Selah
1997	Gig Harbor	9 8	Capital
1998	Capital	14 3	Kennedy
1999	Kennedy	17 7	Lake Stevens
2000	Issaquah	5 3	Skyline
2001	Newport (Bellevue)	4 0	Hudson's Bay
2002	North Thurston	7 5	Eastmont
2003	Liberty (Issaquah)	7 4	West Valley (Yakima)
2004	Issaquah	8 2	Columbia River
2005	O'Dea	8 5	Columbia River
2006	Newport	5 1	Peninsula
2007	Issaquah	7 3	Auburn
2008	Kennewick	24 12	Kelso
2009	O'Dea	10 3	Bainbridge
2010	O'Dea	8 5	Camas
2011	Mt. Si	5 4	Shorewood

2012	Kamiakin	3 2	Eastside Catholic
2013	Auburn Mountainview	7 1	West Seattle
2014	O'Dea	12 0	Bonney Lake
2015	Mercer Island	1 0	Shorewood
2016	Lake Washington	2 0	Lakeside (Seattle)
2017	Gig Harbor	5 1	Southridge
2018	Southridge	11 6	Kelso
2019	Lake Washington	3 2	O'Dea
2020	No Tournament due to COVID-19		
2021	No Tournament due to COVID-19		
2022	Mercer Island	8 4	Kennewick
2023	Lincoln (Seattle)	6 3	Lake Washington

CLASS 4A STATE CHAMPIONSHIP BASEBALL SCORES

Year	Champion	Score	Runner-Up
1973	Kennedy	2 1	Clover Park
1974	Lakes	3 0	Central Valley
1975	Shorecrest	2 0	Newport
1976	Newport (Bellevue)	2 1	Wenatchee
1977	Wilson	6 5	Redmond
1978	Newport (Bellevue)	3 0	North Central
1979	Woodway	10 0	Lakes
1980	Meadowdale	8 4	Shadle Park
1981	Moses Lake	5 4	Wilson
1982	Newport (Bellevue)	6 1	Shadle Park
1983	South Kitsap	2 1	Davis
1984	Columbia River	9 7	Kamiakin
1985	Juanita	6 4	Interlake
1986	Interlake	9 1	Columbia River
1987	Juanita	5 4	Kentwood
1988	Walla Walla	5 2	Juanita
1989	Columbia River	6 1	Mead
1990	Fort Vancouver	1 0	Oak Harbor
1991	Redmond	7 0	Federal Way
1992	Juanita	8 1	Ferris
1993	Redmond	2 1	Cascade (Everett)
1994	Kamiakin	5 1	South Kitsap
1995	Kelso	8 4	Wenatchee
1996	South Kitsap	13 4	Richland
1997	Newport (Bellevue)	8 0	Kennewick
1998	Snohomish	13 4	Sehome
1999	Richland	5 4	Hudson's Bay (8 Innings)
2000	Kentwood	10 2	Kelso
2001	Federal Way	4 0	North Central
2002	Woodinville	6 1	Federal Way
2003	South Kitsap	7 4	Federal Way
2004	Southridge	6 4	Kentwood
2005	Richland	2 1	Skyline
2006	Jackson	7 1	Auburn
2007	Richland	7 3	Snohomish
2008	Snohomish	10 1	Kentlake
2009	Richland	4 3	Puyallup
2010	Kentwood	8 0	Richland
2011	Bothell	3 2	Jackson
2012	Kentwood	4 1	Puyallup
2013	Skyview	8 5	South Kitsap
2014	Puyallup	7 1	South Kitsap
2015	South Kitsap	5 2	Newport (Bellevue)
2016	Skyline	2 1	Kentwood
2017	Puyallup	3 2	Kentlake
2018	Richland	5 2	Skyview
2019	Moses Lake	5 3	Olympia
2020	No Tournament due to COVID-19		
2021	No Tournament due to COVID-19		
2022	Olympia	7 6	Puyallup
2023	Eastlake	13 1	Sumner