

BUS SAFETY



**Transportation by School
Bus is a PRIVILEGE –
Not a RIGHT!**



Riding the School Bus is a PRIVILEGE

- MN State School Law states in part that, “A student may be excluded from bus transportation for disciplinary reasons by the principal.”
- “Parents shall than provide transportation to and from school during the period of such exclusion.”
- Follow our bus rules and expectations to make sure this doesn’t happen to you!





W-K Bus Expectations

- Student will respect, listen, and obey the driver at all times.
- Student will be at the bus stop five minutes before pick up time and wait for bus off of the roadway.
- Student will cross road 10 feet in front of the bus.
- Student will keep head, hands, and all body parts inside bus at all times and to themselves.
- Student will not fight, harass, intimidate, throw objects or participate in horseplay.
- Student will respect all property including the school bus and will pay for any damage or repair.
- Student will report any damage discovered to the driver and will keep the bus clean.
- Student will sit in seat and face forward.
- Student will not change seats.
- Student will talk quietly and use appropriate language.
- Student will not eat, drink, or use tobacco or drugs while riding the bus.
- Students will not bring weapons or dangerous objects on the school bus.




The School Bus



- **The school bus is used to transport students from home to school and school to home.**
- This may include morning daycare pickups and afternoon daycare drop offs.
- This may include accommodations for students with two homes.
- This may include other regularly scheduled pickups and drop-offs approved by school and Bluff Country School Bus Service
- This does not include birthday parties or sleepovers
- This does not include appointments (dental/medical/hair/etc.)
- This does not include after school (non-school) activities (bowling, adventure club, piano lessons, religion, etc.)

Food & Beverages

- No Food or Beverages (except water) on the route busses
- Absolutely know candy, suckers, snacks or treats on the bus!
- This is for your safety!



who me?



© 2010 mark du toit.
www.marktoon.co.uk



Elementary Consequences

- 1st offense: Warning
- 2nd offense: 1 school day suspension from riding the bus
- 3rd offense: 3 school days suspension from riding the bus
- 4th offense: 5 school days suspension from riding the bus
- Further offenses – Individually considered. Students may be suspended for longer periods of time, including the remainder of the year. The Principal shall have discretion to impose lesser or greater consequences.

The bottom line is that we want all of our students to be in a safe environment both on the bus and at school. Bus misconduct can affect all of the students, causing possible severe safety problems.

GOING TO THE BUS STOP

- Arrive at the bus stop on time. (approx. 5 min before bus is scheduled to come)
- Walk on the sidewalks where they are provided. If there are no sidewalks, walk on the shoulder or edge of the roadway, facing traffic.
- Observe good, safe walking procedures – single file – crossing streets at intersections – looking both ways before crossing.
- Respect the property of others – lawns, yards, shrubs, hedges etc.
- Do not walk on snow banks or try to throw snowballs along the way.



AT THE BUS STOP



- Keep safety in mind – no horseplay – no games – no chasing – no pets.
- Keep away from houses, garages, porches, etc. The sidewalk, boulevard, or edge of the roadway is where you should wait.
- Keep the noise level down – some people may be sleeping.
- Don't litter the bus stop area – be a good guest while you wait for the bus.
- Go to your own bus stop area.
- Don't push or shove as the bus approaches – let it come to a complete stop before attempting to board it.
- Once on the bus, take a seat promptly – remain seated – don't be a seat jumper.
- Follow instructions of the driver – they are for your benefit.

ON THE BUS

- Stay quietly in your seat – don't move around.
- Obey instructions given by the driver at all times.
- Food and snacks are not to be eaten on the bus.
- Keep objects and yourself, hands, arms, etc. inside the bus – get permission from the driver before you open a window.
- Keep the aisle clear at all times.
- Don't bother the bus driver with unnecessary interruptions, his /her attention must be given to driving safely.
- Noise is dangerous – keep the noise levels down – and always use appropriate language.
- Use headphones or earbuds for music and/or videos – no external speakers.
- Don't throw objects.



LEAVING THE BUS

- Keep your seat until the bus stops.
- Take everything with you when you leave.
- Let students in front get off first.
- Don't push or crowd.
- Watch your step – use the handrail.
- Leave the bus stop area quickly – stay back from the side of the bus as it pulls away.
- If you must cross the road – go about 10 feet in front of the bus – look both ways – watch for a signal from the bus driver for you to cross.
- Go home immediately, never cross the road behind the bus, always in front.



EMERGENCY EVACUATION

- Leave your books or anything else on the bus.
- Be quiet and wait for instructions.
- Wait in your seat until it is your turn to leave the bus.
- Keep your feet out of the aisle; go out seat by seat, alternating sides.
- Remember to duck when going out of the Emergency Door.
- It is important to be alert and to move quickly and quietly, this way you help keep everyone safe.
- After you are out of the door, move away from the bus, this clears the way for others to follow.
- Go to a distance of at least 100 feet from the bus in an emergency drill and remain there in a group until given further directions from the leader.



The Danger Zone.

The **danger zone** is the area
10 feet around the entire bus.

Children must be taught never to
enter this danger zone unless they
are getting on or off the bus.

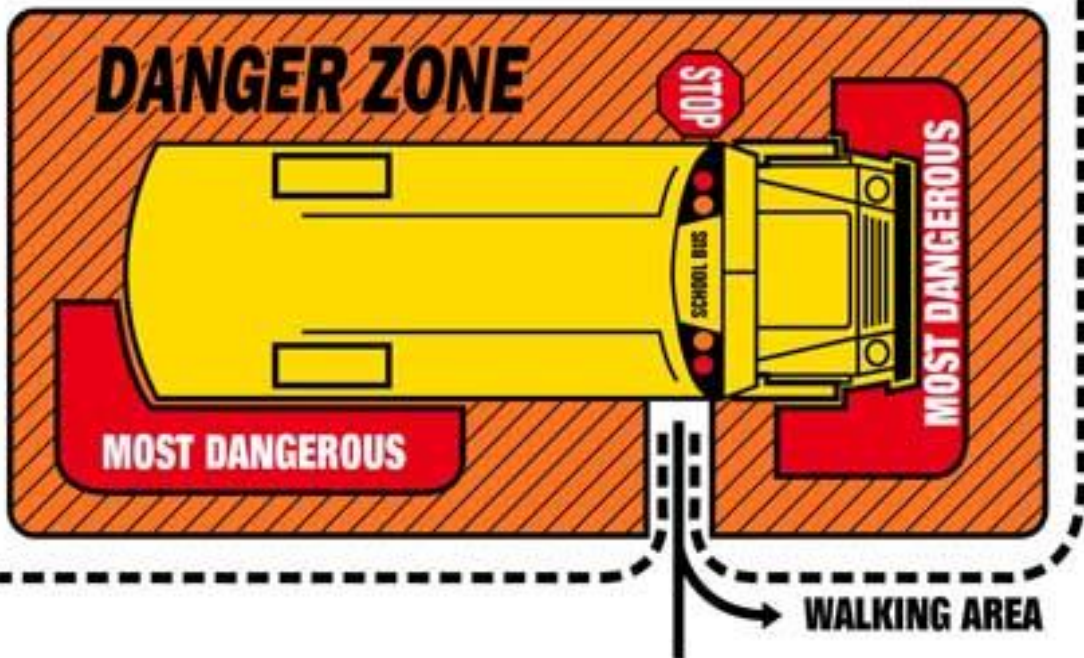
Drivers need to be aware of the
possible presence of children in the
danger zone when a school bus is
loading or unloading. Parents
should discuss the danger zone and
school bus safety rules with their
children who ride the bus.

SCHOOL BUS

DANGER ZONES



DANGER FROM PASSING TRAFFIC



Bus Safety Closing Video

<https://www.youtube.com/watch?v=9hAFTvlbyEA>



Questions on Bus Safety?

