

## LP First Grade eLearning Choice Board

**\*Please leave this in the Finish and Return side of your child's folder and use it when needed. Thanks!**

Name: \_\_\_\_\_

IXL username \_\_\_\_\_ password \_\_\_\_\_

1. Choose **1 activity from each column** (*about 20 minutes per subject—Reading, Phonics/Writing, Math, Science/Social*) to complete during today's eLearning day. This should take a total of **80-90 minutes** for the whole day.
2. Have an adult **initial and date each box** that you have completed.
3. Return the packet to your teacher **the next day** we return to school to avoid being counted as absent. We will check the items you have finished for each date.
4. **Try your best** and have fun (and check out the "Just for Fun" column if you need a little extra)!



Name: \_\_\_\_\_

# Choice board

\* Complete 1 task in each subject area. An adult must initial and date the completed task box.

## AT HOME ACTIVITIES



READING	PHONICS & WRITING	MATH	SCIENCE & SOCIAL	JUST FOR FUN!
Read a book under a blanket with a flashlight.	Phonics intervention worksheet on mixed ending blends	Use Legos, blocks, or some other materials to make a AB, ABB, AAB, and ABC pattern. Draw a picture of one and name it!	Sketch a map of your room in your house OR a map of your snowy yard.	Play a board game with a family member.
Read a book - tell someone what happened at the beginning, middle, and end.	Write 3-4 sentences to tell "how to" brush your teeth. Use sequence words: first, next, then, last.	Write one addition and one subtraction story problem about something you see outside. Draw a picture and write an equation for each.	Snowy days can be stressful! Think of a way you can fill someone's bucket today. Draw a picture of what you did. 😊	Put a puzzle together with a family member.
Read 3 decodable stories in your reading briefcase. Think of a Secret Story you used and tell it to someone.	Write 4 sentences in a notebook to tell what your favorite subject is in school. Add adjectives!	Do 20 minutes of IXL activities. (Highlighted skills)	Remember the word <u>camouflage</u> ? Draw, color, and cut out an animal. Camouflage (hide) it somewhere in your living room. Who can find it?	Do a Cosmic Kids Yoga on YouTube.
Read a book from home while drinking hot cocoa.	1. Go to Starfall.com 2. Click on grades 1-3 3. Choose Learn to Read and do any activity under Games, Books, Movies for 20 minutes.	Use your 120 chart and go through the skills on the back of the worksheet.	Compare and contrast our weather today to the weather in another state. Write down the high and low temperatures for each.	Watch a movie with a snowy setting with a family member.
Read the stories <u>Penguins and Hibernation</u> . Answer the Questions. (worksheet is attached)	Rainbow write winter words and sentences on the back. (worksheet attached)	Color by Code Math (worksheet Attached)	<u>Inside</u> : Build a paper "snow" sculpture of an animal. <u>Outside</u> : Build a snow sculpture of an animal.	Build a snow fort - enjoy the fresh snow!





# Penguins

Penguins are black and white birds found in the South Pole in Antarctica. It is very cold there. A penguin's feathers and extra body fat help to keep them warm.

Unlike most birds, penguins cannot fly. Their wings are too small and are used for swimming. They are more like flippers! Penguins are great swimmers and spend a lot of time swimming underwater. They are also very good divers. Penguins look for food in the water. Penguins mostly eat krill. Krill are small fish that look like shrimp. Penguins can travel long **distances** underwater.


Penguins spend time together in groups called colonies. Penguin colonies keep warm by huddling together. The groups of penguins also hunt, swim, eat, and nest or cuddle together. Penguins can even talk to one another using a special call to find their friends.

Name: ..

vocabulary:

Distance: the measurement of how close or far one space is to the next.

Find the distance, in walking steps, from your desk to the door.




comprehension:

1. Can penguins fly?

yes

no

2. Draw a picture of where most penguins live:







# Hibernation

In winter, it is too cold and snowy for many animals to find food. Instead, they must **hibernate**. For some animals, to hibernate means going into a deep sleep. For other animals, it means to not move or eat a lot. Both ways, the animal is saving their **energy** until spring.

Bears are not the only animals that hibernate.

Squirrels, turtles, bats, and many more hibernate as well.

Animals must get their food ready for hibernation.

Some animals eat a lot during the fall months to make extra fat and keep them warm in winter. Other animals store food away. Then they can eat whenever they need to during winter.

Next, they must find shelter. This is where animals stay during the winter months. Some animals find shelter in a hole underground, a cave, or inside a tree. They stay there and save energy until spring when they come out, play and find food again!

Name: \_\_\_\_\_

vocabulary:


Energy: what helps people and animals be able to do work and play. Which do you think takes more energy?

Circle your answer.

- Jumping on a trampoline
- Reading a book

comprehension:

1. Use a blue crayon and underline when most animals hibernate.
2. Draw a picture of an animal that hibernates:






Name: \_\_\_\_\_ Learning Winter Words

# Rainbow Write

(Use a different color for each word!)



Write your words in sentences on the back if you finish the rainbow!

snowflake  
blizzard  
winter  
snowman  
snowplow  
cold  
icy



Name: \_\_\_\_\_

# Phonics Intervention

Touch and say the sound.

e      nd      f      i      nd      k      mp



I      m      E      ck      z      A      st



Touch the dots and say each sound. Blend the sounds together and read the word.  
Color the matching picture.

<p>l i s t</p>	<p>f a s t</p>
<p>f u n d</p>	<p>w i n d</p>

Look at the picture and say its name. Graph the word.

<div style="display: flex; border: 1px solid black; height: 80px; width: 200px;"> <div style="border-right: 1px solid black; width: 25%;"></div> <div style="border-right: 1px solid black; width: 25%;"></div> <div style="border-right: 1px solid black; width: 25%;"></div> <div style="width: 25%;"></div> </div>	<div style="display: flex; border: 1px solid black; height: 80px; width: 200px;"> <div style="border-right: 1px solid black; width: 25%;"></div> <div style="border-right: 1px solid black; width: 25%;"></div> <div style="border-right: 1px solid black; width: 25%;"></div> <div style="width: 25%;"></div> </div>
<div style="display: flex; border: 1px solid black; height: 80px; width: 200px;"> <div style="border-right: 1px solid black; width: 25%;"></div> <div style="border-right: 1px solid black; width: 25%;"></div> <div style="border-right: 1px solid black; width: 25%;"></div> <div style="width: 25%;"></div> </div>	<div style="display: flex; border: 1px solid black; height: 80px; width: 200px;"> <div style="border-right: 1px solid black; width: 25%;"></div> <div style="border-right: 1px solid black; width: 25%;"></div> <div style="border-right: 1px solid black; width: 25%;"></div> <div style="width: 25%;"></div> </div>



Name: \_\_\_\_\_

## Phonics Intervention

Touch and read the words.

task stand list fast wind crisp

Touch and point to each dot and read the words in each sentence.



She	will	go	to	the	stand.
-----	------	----	----	-----	--------



She	will	go	fast	as	the	wind.
-----	------	----	------	----	-----	-------



She	will	get	jam	and	crisp	buns.
-----	------	-----	-----	-----	-------	-------

Read the passages with fluency. Check one box each time you read the passage.

### The List

Liz must do a task for Gramps.

She will go to the stand with the

list. She will go fast as the wind.

She will get jam and crisp buns.



<input type="checkbox"/>	<input type="checkbox"/>	<input type="checkbox"/>
--------------------------	--------------------------	--------------------------

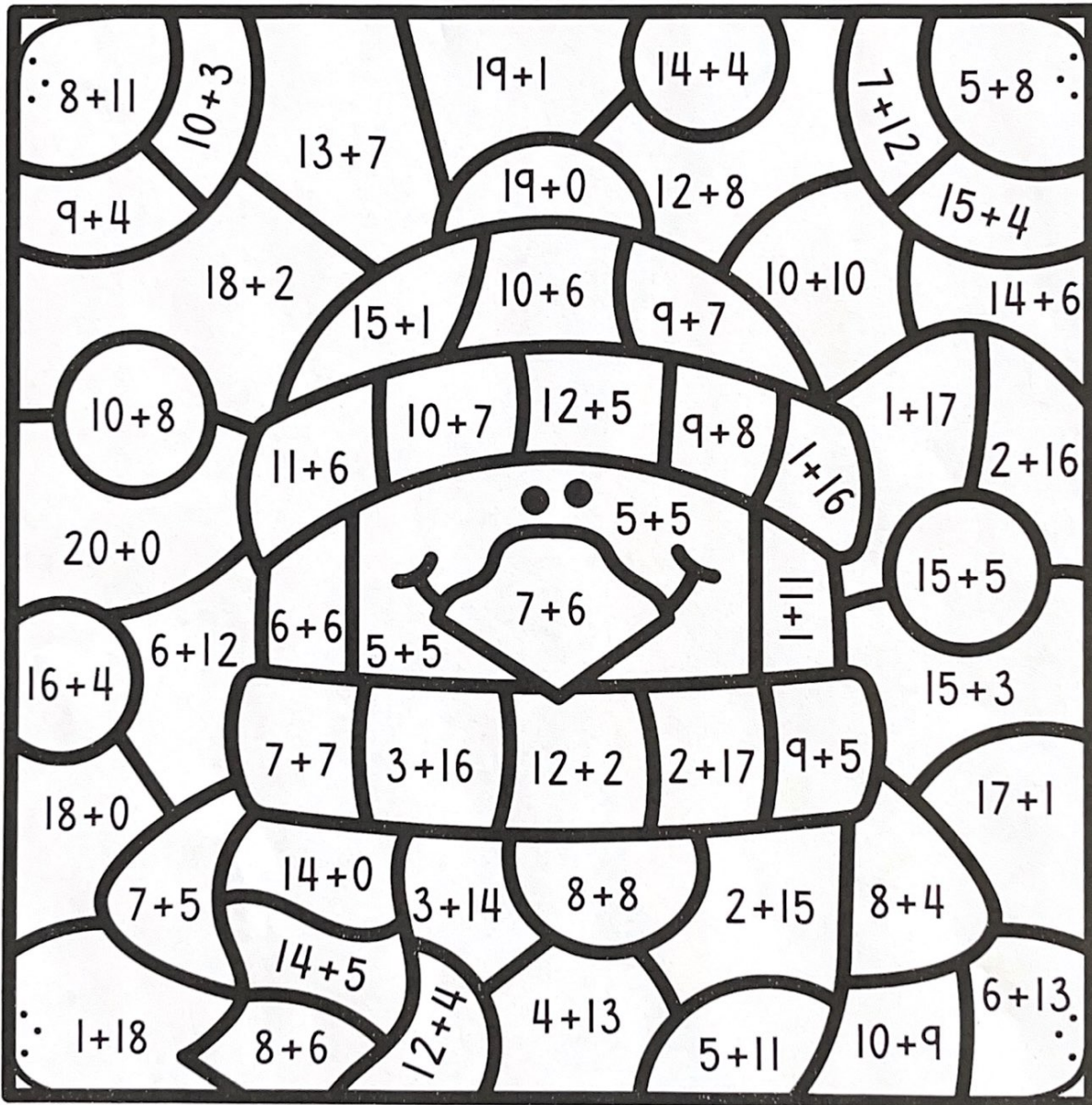


Name: \_\_\_\_\_

Addition to 20

# Solve and Color

Directions: Find the sums. Color the picture according to the key at the bottom.



WHITE ▶ 10			
BLACK ▶ 12	ORANGE ▶ 13	PURPLE ▶ 14	RED ▶ 16
PINK ▶ 17	LIGHT BLUE ▶ 18	YELLOW ▶ 19	DARK BLUE ▶ 20





# My 120 Chart

1	2	3	4	5	6	7	8	9	10
11	12	13	14	15	16	17	18	19	20
21	22	23	24	25	26	27	28	29	30
31	32	33	34	35	36	37	38	39	40
41	42	43	44	45	46	47	48	49	50
51	52	53	54	55	56	57	58	59	60
61	62	63	64	65	66	67	68	69	70
71	72	73	74	75	76	77	78	79	80
81	82	83	84	85	86	87	88	89	90
91	92	93	94	95	96	97	98	99	100
101	102	103	104	105	106	107	108	109	110
111	112	113	114	115	116	117	118	119	120



# What can I do with my 120 Chart?

	Read the numbers as fast or as slow as you can.
	Count backward from 120!
	Skip count by 2's, 5's, or 10's.
	Count a column (vertical going down)
	Count a row (horizontal going across)
	Pick a number and tell a buddy what is above, below, before, and after that number.
	Tell how many tens and ones a number has.
	Pick a number and tell what is 1 more or 1 less than that number.
	Pick a number and tell what is 10 more or 10 less than that number.
	Cover a few numbers with pennies or cereal. Have a buddy guess your hidden numbers!
	Read your chart in a silly voice. Try reading like a monster, a princess, a frog, or an opera singer.

What else can you do with a 120 chart?

-----  
-----  
-----  
-----

