

LP KINDERGARTEN ELEARNING CHOICE BOARD

Please leave this in your child's Learning Briefcase in their binder and use it when needed. Thanks!

NAME: _____

1. Choose 1 activity from each column - about 10 minutes per subject— Phonics, Writing, Math, Science/Social. Complete during today's eLearning day. This should take a total of 40-50 minutes for the whole day.
2. Have an adult initial and date the box that you have completed.
3. Return the packet to your teacher the next day, we return to school to avoid being counted as absent. We will check the items you have finished for each date.
4. Try your best and have fun - check out the "Just for Fun" column if you need a little extra!



choice board

***Complete 1 task in
EACH subject area. An
adult must initial and date
the completed task box.

AT HOME ACTIVITIES



Phonics	Writing	Math	Science/Social	Just For FUN!
Pick a book and go on a search for words you know. What words did you find?	Rainbow write your heart words (page 1)	Make groups of 10 with objects in your house	Draw a picture of your favorite season and tell someone why it is your favorite	Play in the snow with an adult in your house - have FUN!
Practice blending & reading cvc words (page 2)	Write your uppercase & lowercase letters in the snow	Create an AB and ABB pattern with shapes (page 3)	Color the American Flag the correct colors and tell an adult what the flag means (page 4)	Play a board game with a family member
Name the letter and say the sound with an adult in your house. (page 5)	Write an "I like the ____" or "I see a ____" sentence with illustrations & labels.	Practice writing and counting from 0-31 with an adult (page 6)	Find 5 items in your house that can get wet - do they sink or float? What items did you use?	Help a trusted adult bake cookies or cook a meal. What did you make?
Practice rhyming words. What rhymes with cat? vet? lip? box? run? (page 7)	Make a list of 5 words that start with the letter of your first name	Finish the adding & subtracting problems on the practice sheet (page 8)	Illustrate a map of your bedroom. Label the things in your room	Practice tying your shoes with an adult
Practice clapping and counting syllables in words with items in your house	Finish the sentence and illustrate it - you can be silly with your sentence! (page 9)	Practice skip counting by 5s and 10s	We learned that stepping into the "Courage Zone" can be scary - Step into that zone and try something that is hard. What did you do?	Make a card for someone special. Be creative!

RAINBOW WRITE

Write each word with 3 different colors.

Name: _____

the

as

do

to

I

is

was

you

of

for


Name: _____

Short A

CVC Stretch and Write



--	--	--



--	--	--




--	--	--




--	--	--



--	--	--



--	--	--



--	--	--



--	--	--

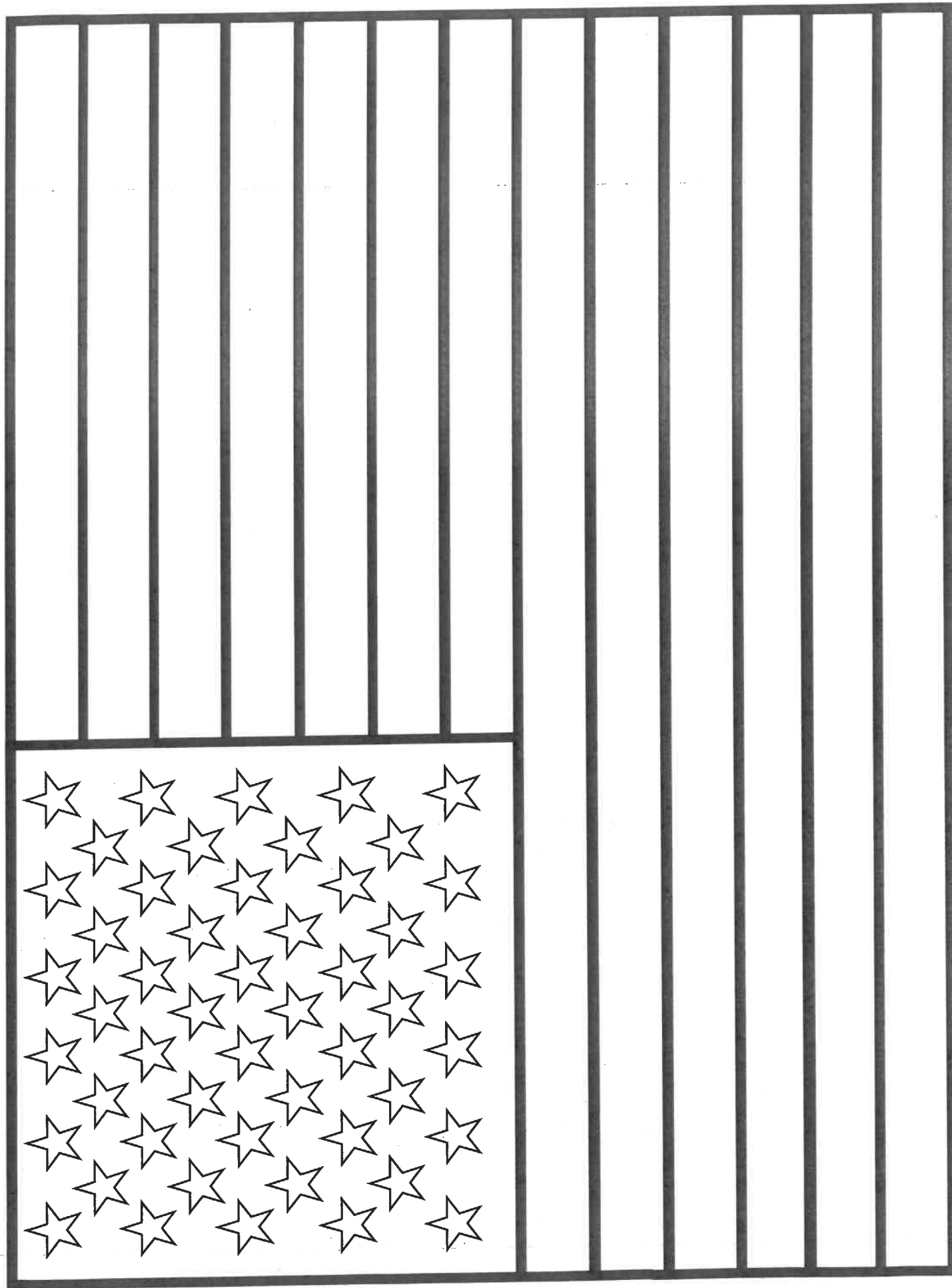


--	--	--

Finish the Patterns: ^{AB}AABB



United States Flag





Letter Aa-Zz Fluency Drill Sheet

S	a	N	F	C	I	M	K	L	R	T	v	w
---	---	---	---	---	---	---	---	---	---	---	---	---

k	d	J	b	O	W	V	g	P	H	U	A	q
---	---	---	---	---	---	---	---	---	---	---	---	---

f	j	r	h	i	I	m	+	Q	G	o	u	Z
---	---	---	---	---	---	---	---	---	---	---	---	---

x	f	e	n	Y	s	G	E	B	D	c	p
---	---	---	---	---	---	---	---	---	---	---	---

Practice and Write numbers 0-31

You Did It! 😊

Rhyming

What word can rhyme with each of these words?

cat



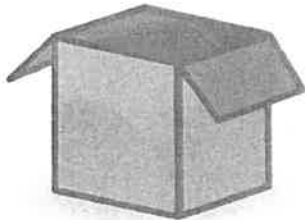
vet



lip



box





run







Name _____


Yummy Chocolate Chips!



 Write how many are in each set.
Add.







		<p>_____ + _____ = _____</p>
---	---	------------------------------



		<p>_____ + _____ = _____</p>
---	---	------------------------------

	<p>_____ + _____ = _____</p>
--	------------------------------

		<p>_____ + _____ = _____</p>
---	---	------------------------------

		<p>_____ + _____ = _____</p>
--	---	------------------------------

		<p>_____ + _____ = _____</p>
---	---	------------------------------

		<p>_____ + _____ = _____</p>
--	---	------------------------------

Name: _____

Finish the lyrics

Somebody once told me...

--

